


**FY 2022 FINANCIAL PLAN  
(In thousand pesos)**

Department : HEALTH  
 Agency : NATIONAL CENTER FOR MENTAL HEALTH  
 Organization Code : 13.001.1400008

BED NO. 1

Particulars	UACS CODE	CURRENT YEAR'S OBLIGATION (2021)			TOTAL	BUDGET YEAR OBLIGATION PROGRAM (2022)										
		Actual	Estimated	Total		COMPREHENSIVE RELEASE					FOR LATER RELEASE					
		Jan 01 - Sept 30	Oct 01 - Dec 31	5=3+4		6=11+16	Q1	Q2	Q3	Q4	SUB-TOTAL	Q1	Q2	Q3	Q4	SUB-TOTAL
1	2	3	4	5=3+4	6=11+16	7	8	9	10	11=7+8+9+10	12	13	14	15	16=12+13+14+15	
Part A																
SPECIFIC BUDGETS OF NATIONAL GOV'T AGENCIES																
Operations of DOH Hospitals in Metro Manila																
PERSONNEL SERVICES (CURRENT)		1,027,553	510,802	1,538,355	1,263,888	283,343	343,507	268,061	368,977	1,263,888						
RLIP					108,643	27,161	27,161	27,161	27,160	108,643						
MOOE (CURRENT)		444,203	154,269	598,472	560,974	140,243	140,243	140,244	140,244	560,974						
CAPITAL OUTLAY (CURRENT)		44,930	23,070	68,000												
<b>SUB-TOTAL</b>		<b>1,516,687</b>	<b>688,141</b>	<b>2,204,827</b>	<b>1,933,505</b>	<b>450,747</b>	<b>510,911</b>	<b>435,466</b>	<b>536,381</b>	<b>1,933,505</b>						
PERSONNEL SERVICES (CONTINUING)		85,936	1,352	87,288												
MOOE (CONTINUING)		168,320	43,161	211,481												
CAPITAL OUTLAY (CONTINUING)		17,000	3,877	20,877												
<b>SUB-TOTAL</b>		<b>271,256</b>	<b>48,390</b>	<b>319,647</b>												
<b>GRAND TOTAL</b>		<b>1,787,943</b>	<b>736,531</b>	<b>2,524,474</b>	<b>1,933,505</b>	<b>450,747</b>	<b>510,911</b>	<b>435,466</b>	<b>536,381</b>	<b>1,933,505</b>						


Prepared by:

  
 GODOFREDO B. VALLES, MPA  
 Head Budget Section

Noted by:

  
 DIONCIO A. TOLENTINO, MPA  
 Chief Finance Service

Approved by:

  
 NOEL V. REYES, MD, FPPA  
 Medical Center Chief II

**FY 2022 PHYSICAL PLAN**

Department: Health

Agency: NATIONAL CENTER FOR MENTAL HEALTH


Operating Unit: Operation of Special Hospitals

Organization Code: 303020000

BED NO. 2

Particulars	UACS CODE	Current Year's Accomplishments CY 2021			Physical Targets CY 2022				VARIANCE	REMARKS	
		Actual Jan-Sept	Actual Oct-Dec	TOTAL	TOTAL	CY 2022					
		3	4	5=3+4	6=7+8+9+10	7	8	9			10
00: Access to curative and rehabilitative health care services improved	3201000000000000										
HEALTH FACILITIES OPERATION PROGRAM											
1. Hospital Infection Rate		3.17%		3.17%	<1%	<1%				2.17%	


Prepared by:

  
 GODOFREDO S. VALLES, MPA  
 Head Budget Section

Noted by:

  
 DIONICIO A. TOLENTINO, MPA  
 Chief Finance Service

Approved by:

  
 NOEL V. REYES, MD, FPPA  
 Medical Center Chief II