



SUMMARY REPORT OF DISBURSEMENTS
For the Quarter Ending DECEMBER, CY 2014
In Pesos


FAR 100.4

Department: HEALTH
 Agency/Operating Unit: NATIONAL CENTER FOR MENTAL HEALTH
 Region/Province/City: MANDALUYONG CITY, NCR.
 Fund: 101

PARTICULARS (1)	CURRENT YEAR BUDGET				PRIOR YEAR'S BUDGET			PRIOR YEAR'S OBLIGATION				SUB-TOTAL (5)=2+3+4	TRUST LIABILITIES				Others (7)	GRAND TOTAL				Remarks (9)	
	PS	MOOE	CO	TOTAL	PS	MOOE	CO	TOTAL	PS	MOOE	CO		TOTAL	PS	MOOE	CO		TOTAL	PS	MOOE	CO		TOTAL
FIRST QUARTER																							
Notice of Cash Allocation				351,607,093.00								351,607,093.00											
MDS Checks Issued	114,848,705.49	45,065,848.93		159,914,554.42					6,627,112.33	8,151,235.89	455,268.02	15,233,616.24	175,148,170.66	6,305.71	814,582.50					121,482,123.53	54,031,667.32	455,268.02	354,012,701.00
Advice to Debit Account																							
Tax Remittance Issued	5,295,871.91	1,610,170.53		6,906,042.44					1,468,504.98	980,305.79		2,448,810.77	9,354,853.21							6,764,376.89	2,590,476.32		9,354,853.21
Cash Disbursement Ceiling																							
Non-Cash Availment Authority																							
TOTAL	120,144,577.40	46,676,019.46		166,820,596.86					8,095,617.31	9,131,541.68	455,268.02	17,682,427.01	184,503,023.87	6,305.71	814,582.50					128,246,500.42	56,622,143.64	455,268.02	185,323,912.08
SECOND QUARTER																							
Notice of Cash Allocation				283,184,526.00									283,184,526.00										
MDS Checks Issued	70,354,420.36	34,525,158.09	3,823,404.40	108,703,982.87					34,373.79	202,968.89	1,879,771.31	2,117,113.99	110,821,096.86	423,477.61	163,803.87					70,812,271.78	34,892,930.85	5,703,175.71	284,284,236.00
Advice to Debit Account	64,082,021.87	26,048,188.36	28,378,485.00	118,508,696.23									118,508,696.23							64,082,021.87	26,048,188.36	28,378,485.00	118,508,696.23
Tax Remittance Issued	9,277,672.46	3,304,213.78		12,581,886.24									12,581,886.24							9,277,672.46	3,304,213.78		12,581,886.24
Cash Disbursement Ceiling																							
Non-Cash Availment Authority																							
TOTAL	143,714,114.71	63,878,561.23	32,201,889.40	239,794,555.34					34,373.79	202,968.89	1,879,771.31	2,117,113.99	241,911,679.33	423,477.61	163,803.87					144,171,966.11	64,245,333.99	34,081,660.71	242,498,960.81
THIRD QUARTER																							
Notice of Cash Allocation				267,352,121.00									267,352,121.00										
MDS Checks Issued	38,625,163.35	1,713,818.00		40,338,981.35									40,338,981.35	274,329.00						38,625,163.35	1,988,147.00		40,613,310.35
Advice to Debit Account	82,918,077.07	46,902,713.08	40,089,751.57	181,910,541.72									181,910,541.72							82,918,077.07	48,902,713.08	40,089,751.57	181,910,541.72
Tax Remittance Issued	9,573,202.58	4,860,562.80		14,433,765.38									14,433,765.38							9,573,202.58	4,860,562.80		14,433,765.38
Cash Disbursement Ceiling																							
Non-Cash Availment Authority																							
TOTAL	141,116,443.00	55,477,113.88	40,089,751.57	236,683,308.45									236,683,308.45		274,329.00					141,116,443.00	55,751,442.88	40,089,751.57	238,957,637.45
FOURTH QUARTER																							
Notice of Cash Allocation				296,504,697.00									296,504,697.00										
MDS Checks Issued	31,617,568.32	2,284,396.84		33,901,965.16									33,901,965.16	444,744.45	323,098.50					32,062,312.77	2,607,495.34		34,669,808.11
Advice to Debit Account	138,299,656.91	45,628,940.03	77,271,882.65	262,198,479.59									262,198,479.59							139,269,656.91	45,628,940.03	77,271,882.65	262,198,479.59
Tax Remittance Issued	10,458,538.39	5,119,858.62		15,578,397.01									15,578,397.01							10,458,538.39	5,119,858.62		15,578,397.01
Cash Disbursement Ceiling																							
Non-Cash Availment Authority																							
TOTAL	181,375,763.62	53,031,195.49	77,271,882.65	311,678,841.76									311,678,841.76		323,098.50					181,820,508.07	53,354,293.99	77,271,882.65	312,446,684.71
GRAND TOTAL	586,350,898.73	219,062,890.06	149,563,523.62	954,977,312.41					8,129,991.10	9,334,510.57	2,335,038.33	19,799,541.00	974,776,853.41	429,783.32	1,575,813.87					595,355,417.60	229,973,214.50	151,898,562.95	977,227,195.05

Certified Correct by:

LUCIA M. TROVELA, MGM-ESP
 Chief, Budget Section
 Date:

Certified Correct by:

DULCE B. VALERIO, CPA, MPA
 Chief, Accounting Section
 Date:

Approved by:

BERNARDINO A. VICENTE, MD, MHA, FPPA, CESO IV
 Medical Center Chief II
 Date: