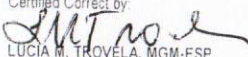



SUMMARY REPORT OF DISBURSEMENTS
 For the Quarter Ending December 31, CY 2013
 In Pesos

Department: HEALTH
 Agency/Operating Unit: NATIONAL CENTER FOR MENTAL HEALTH
 Region/Province/City: MANDALUYONG CITY, NCR
 Func: 101


PARTICULARS	CURRENT YEAR BUDGET				PRIOR YEAR'S BUDGET			PRIOR YEAR'S OBLIGATION				SUB-TOTAL (5)=2+3+4	TRUST LIABILITIES					GRAND TOTAL				
	PS	MOOE	CO	TOTAL	PS	MOOE	CO	TOTAL	PS	MOOE	CO		TOTAL	PS	MOOE	CO	TOTAL	Others	PS	MOOE	CO	TOTAL
FIRST QUARTER																						
Notice of Cash Allocation				182,808,000.00								2,550,053.00	165,358,053.00									
MDS Checks Issued	106,509,676.92	49,936,653.87	3,122,523.43	159,569,054.16										19,824.84		597,510.00		106,509,676.92	49,936,653.85	3,122,523.43	159,568,873.00	
Advice to Debit Account												1,800,592.36	1,800,592.36									
Tax Remittance Issued	4,496,854.75	1,183,769.07		5,680,623.82				1,272,513.10	1,800,592.36	706,085.18		1,800,592.36	1,800,592.36					5,771,367.85	1,800,592.36		1,800,592.36	
Cash Disbursement Ceiling												1,578,568.26	7,651,222.10									
Non-Cash Availment Authority																						
TOTAL	111,008,531.67	51,120,622.88	3,122,523.43	165,251,677.98				1,272,513.10	2,506,677.54		3,779,190.64	169,030,868.52		19,824.84		19,824.84		112,281,044.77	53,647,125.26	3,122,523.43	169,050,693.46	
SECOND QUARTER																						
Notice of Cash Allocation				215,750,014.00								215,750,014.00										
MDS Checks Issued	144,538,417.62	57,849,713.02	12,515,687.66	214,903,818.30					134,526.22	428,549.80	273,930.51	837,006.53	215,740,824.83	310,727.24	358,494.50	1,823,241.00		144,983,671.08	58,636,757.32	12,789,618.17	217,573,255.00	
Advice to Debit Account																689,221.74						
Tax Remittance Issued	6,707,699.14	2,992,702.38		11,700,401.52								11,700,401.52						6,707,699.14	2,992,702.38		11,700,401.52	
Cash Disbursement Ceiling																						
Non-Cash Availment Authority																						
TOTAL	153,246,116.76	80,842,415.40	12,515,687.66	226,604,219.82				134,526.22	428,549.80	273,930.51	837,006.53	227,441,226.35		310,727.24	358,494.50	689,221.74		153,691,370.22	61,629,459.70	12,789,618.17	228,110,448.09	
THIRD QUARTER																						
Notice of Cash Allocation				182,034,788.61								182,034,788.61				931,504.00						
MDS Checks Issued	111,936,798.92	53,679,893.19	5,133,326.87	170,750,018.98								170,750,018.98		120,604.58		120,804.58		111,936,798.92	53,800,697.77	5,133,326.87	170,870,823.56	
Advice to Debit Account																						
Tax Remittance Issued	7,837,823.02	3,033,567.18		10,871,390.20								10,871,390.20						7,837,823.02	3,033,567.18		10,871,390.20	
Cash Disbursement Ceiling																						
Non-Cash Availment Authority																						
TOTAL	119,774,621.94	56,713,460.37	5,133,326.87	181,621,409.18								181,621,409.18		120,604.58		120,804.58		119,774,621.94	56,834,264.95	5,133,326.87	181,742,213.76	
FOURTH QUARTER																						
Notice of Cash Allocation				227,688,823.56								227,688,823.56				405,246.00						
MDS Checks Issued	176,070,645.28	45,304,213.67	5,963,111.84	227,337,970.79					12,169.68			12,169.68	227,350,140.47	512,518.02	510,068.39	1,022,586.41		176,595,332.98	45,814,282.06	5,963,111.84	228,094,059.56	
Advice to Debit Account																						
Tax Remittance Issued	9,650,024.04	1,513,272.16		11,163,296.20								11,163,296.20						9,650,024.04	1,513,272.16		11,163,296.20	
Cash Disbursement Ceiling																						
Non-Cash Availment Authority																						
TOTAL	185,720,669.32	46,817,485.83	5,963,111.84	238,501,266.99				12,169.68			12,169.68	238,513,436.67		512,518.02	510,068.39	1,022,586.41		186,245,357.02	47,327,554.22	5,963,111.84	239,536,023.08	
GRAND TOTAL	569,749,939.69	215,493,984.48	26,734,649.80	811,978,573.97				1,419,209.00	2,935,227.34	273,930.51	4,628,366.85	816,606,940.82		823,245.26	1,009,192.31	1,832,437.57		571,992,393.95	219,438,404.13	27,008,580.31	818,439,378.39	

Certified Correct by

 LUCIA M. TROVELA, MGM-ESP
 Chief, Budget Section
 Date:

227,350,140.47
 227,350,140.47

Certified Correct by

 DULCE E. VALERIO, CPA, MPA
 Chief, Accounting Section
 Date:

Approved by:


 BERNARDINO A. VICENTE, MD, MHA, FPPA, CESO IV
 Medical Center Chief II
 Date: