

STATEMENT OF APPROPRIATIONS, ALLOTMENTS, OBLIGATIONS, DISBURSEMENTS AND BALANCES  
as of December 31, 2015


Department: HEALTH  
Agency: NATIONAL CENTER FOR MENTAL HEALTH  
Operating Unit: BUDGET SECTION  
Organization Code (UACS): 130011400008


PARTICULARS	UACS CODE	APPROPRIATIONS			ALLOTMENTS					CURRENT YEAR OBLIGATIONS				CURRENT YEAR		
		Authorized Appropriation	Adjustments (Transfer to/ from Realign.)	Adjusted Appropriation	Allotments Received	Adjustments (Withdrawal, Realignment)	Transfer to	Transfer from SAA from DOH	Adjusted Total Allotments	1st Quarter Ending Mar. 31, 2015	2nd Quarter Ending Jun. 30, 2015	3rd Quarter Ending Sept. 30, 2015	4th Quarter Ending Dec. 31, 2015	TOTAL	1st Quarter Ending Mar. 31, 2015	2nd Quarter Ending Jun. 30, 2015
1	2	3	4	5=(3+4)	6	7	8	9	10=((6+7)-8+9)	11	12	13	14	15=(11+12+13+14)		
MFO 3																
Operation of Special Hospitals, Medical Centers and Institutes for Disease Prevention and Control	303020000															
Personnel Services		538,701,000.00		538,701,000.00	538,701,000.00	46,200,987.00		48,229,176.00	667,731,163.00	124,906,732.12	153,443,692.11	169,277,233.21	171,804,584.20	619,432,241.64		26,822,195.95
RLIP		38,494,000		38,494,000.00	42,251,439.00	34,600,000.00		17,114.40	42,268,553.40	9,867,519.96	10,793,472.01	10,452,914.57	11,042,815.28	42,156,721.82		
SPF					7,966,696.00				7,966,696.00	1,269,942.36	2,522,554.25	2,436,808.63	1,684,437.08	7,913,742.32		
		577,195,000.00		577,195,000.00	588,919,135.00	80,800,987.00		48,246,290.40	717,966,412.40	136,044,194.44	166,759,718.37	182,166,956.41	184,531,836.56	669,502,705.78		
MOOE		228,072,000.00		228,072,000.00	228,072,000.00	(34,600,000.00)		8,642,000.00	202,114,000.00	63,110,947.10	56,956,568.03	54,391,402.09	(2,139,791.00)	172,319,126.22	74,913.01	680,868.58
Capital Outlay					10,987,000.00				10,987,000.00							
		228,072,000.00		228,072,000.00	239,059,000.00	(34,600,000.00)		8,642,000.00	213,101,000.00	63,110,947.10	56,956,568.03	54,391,402.09	(2,139,791.00)	172,319,126.22	74,913.01	680,868.58
GRAND TOTAL		805,267,000.00		805,267,000.00	827,978,135.00	46,200,987.00		56,888,290.40	931,067,412.40	199,155,141.54	223,716,286.40	236,558,358.50	182,392,045.56	841,821,832.00	74,913.01	680,868.58

Current Year Appropriation  
 Supplemental Appropriation  
 Continuing Appropriation


FAR NO. 1

OBLIGATIONS (SUB-ALLOTMENT)			TOTAL CURRENT YEAR OBLIGATIONS					CURRENT YEAR DISBURSEMENTS					BALANCES			
3rd Quarter Ending Sept. 30, 2015	4th Quarter Ending Dec. 31, 2015	TOTAL	1st Quarter Ending Mar. 31, 2015	2nd Quarter Ending Jun. 30, 2015	3rd Quarter Ending Sept. 30, 2015	4th Quarter Ending Dec. 31, 2015	TOTAL	1st Quarter Ending Mar. 31, 2015	2nd Quarter Ending Jun. 30, 2015	3rd Quarter Ending Sept. 30, 2015	4th Quarter Ending Dec. 31, 2015	TOTAL	Unreleased Appro.	Unobligated Allotment	Unpaid Obligations (15-20)=(23+24)	
															Due and Demandable	Not yet Due and Demandable
								16	17	18	19	20=(16+17+18+19)	21=(5-10)	22=(10-15)	23	24
367,630.18	21,034,788.37	48,224,614.50	124,906,732.12	180,265,888.06	169,644,863.39	192,839,372.57	667,656,856.14	118,274,672.77	186,244,679.16	138,979,822.45	221,318,717.36	664,817,891.74		74,306.86	122,550.44	2,716,413.96
	17,114.40	17,114.40	9,867,519.96	10,793,472.01	10,452,914.57	11,059,929.68	42,173,836.22	6,559,852.62	10,188,028.22	14,366,025.70	11,059,929.68	42,173,836.22		94,717.18		
		0.00	1,269,942.36	2,522,554.25	2,436,808.63	1,684,437.08	7,913,742.32	1,269,942.36	2,522,554.25	2,415,976.69	1,705,269.02	7,913,742.32		52,953.68		
367,630.18	21,051,902.77	48,241,728.90	136,044,194.44	193,581,914.32	182,534,586.59	205,583,739.33	717,744,434.68	126,104,467.75	198,955,261.63	155,761,824.84	234,083,916.06	714,905,470.28		221,977.72	122,550.44	2,716,413.96
1,987,379.15	5,314,134.24	8,057,294.98	63,185,860.11	57,637,436.61	56,378,781.24	3,174,343.24	180,376,421.20	32,029,289.02	42,762,927.80	53,422,385.43	44,851,799.42	173,066,401.67		21,737,578.80	303,258.50	7,006,761.03
	10,986,719.97	10,986,719.97				10,986,719.97	10,986,719.97				5,538,719.97	5,538,719.97		280.09		5,448,000.00
1,987,379.15	16,300,854.21	19,044,014.95	63,185,860.11	57,637,436.61	56,378,781.24	14,161,063.21	191,363,141.17	32,029,289.02	42,762,927.80	53,422,385.43	50,390,519.39	178,605,121.64		21,737,858.83	303,258.50	12,454,761.03
2,355,009.33	37,352,756.98	67,285,743.85	199,230,054.55	251,219,350.93	238,913,367.83	219,744,802.54	909,107,575.85	158,133,756.77	241,718,189.43	209,184,210.27	284,474,435.45	893,510,591.92		21,959,836.55	425,808.94	15,171,174.99

Prepared by:  
  
 GODOFREDO S. VALLES, MPA  
 Head, Budget Section

Certified Correct:  
  
 DULCE B. VALERIO, CPA  
 Chief Accountant

Recommending Approval:  
  
 LUCIA M. TROVELA, MGM-ESP  
 Chief Finance Service

Approved by:  
  
 BEVERLY A. AZUCENA, MD, FPPA, MMHoA  
 OIC, Medical Center Chief II