

## ***Section VII. Drawings***

*The actual Drawings including site plans, are attached to this section. A Blueprint for this project shall be provided upon submission of Letter of Intent and payment of the applicable fee for the Bidding Documents.*

TABLE OF CONTENTS




**ARCHITECTURAL**  
 A1 PREVIOUS VISIONS  
 A2 EXISTING AND PROPOSED ARCHITECTURAL ELEVATIONS  
 A3 EXTERIOR FINISH  
 A4 INTERIOR FINISH  
 A5 FLOOR FINISHES  
 A6 ROOF FINISHES  
 A7 ROOF STRUCTURE  
 A8 ROOF DRAINAGE  
 A9 ROOF VENTILATION  
 A10 ROOF LIGHTING  
 A11 ROOF ACCESS  
 A12 ROOF RAILINGS

**STRUCTURAL**  
 S1 FOUNDATION  
 S2 COLUMN  
 S3 BEAM  
 S4 WALL  
 S5 FLOOR SLAB  
 S6 ROOF SLAB  
 S7 ROOF TRUSS  
 S8 ROOF BRACKET  
 S9 ROOF HANGAR  
 S10 ROOF RIGGING  
 S11 ROOF LIGHTING  
 S12 ROOF ACCESS  
 S13 ROOF RAILINGS

**ELECTRICAL**  
 E1 POWER SUPPLY  
 E2 DISTRIBUTION  
 E3 LIGHTING  
 E4 TELEPHONE  
 E5 TELEVISION  
 E6 SECURITY  
 E7 ROOF LIGHTING  
 E8 ROOF ACCESS  
 E9 ROOF RAILINGS

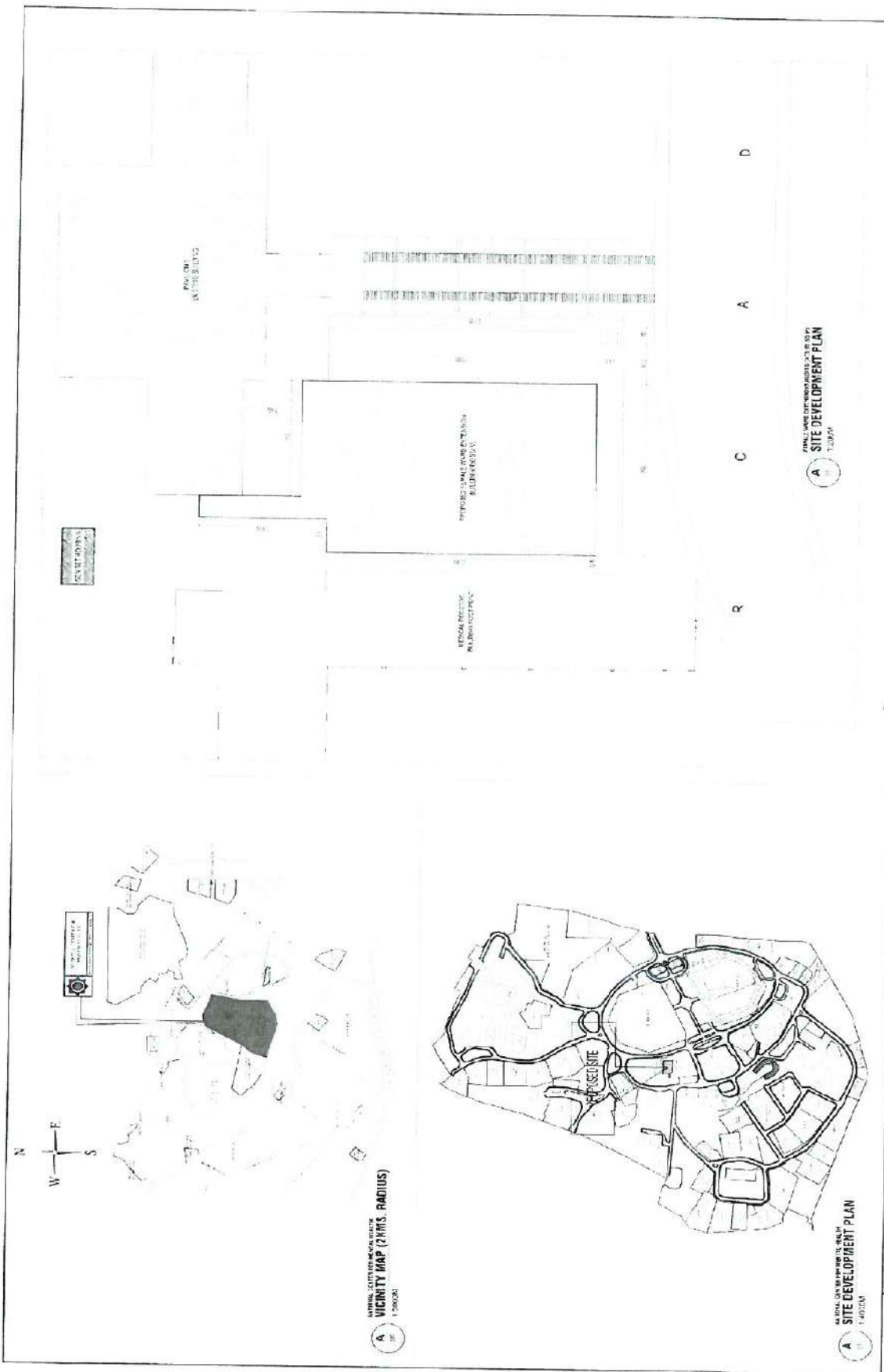
**PLUMBING**  
 P1 WATER SUPPLY  
 P2 SEWERAGE  
 P3 RAINWATER  
 P4 ROOF DRAINAGE  
 P5 ROOF VENTILATION  
 P6 ROOF LIGHTING  
 P7 ROOF ACCESS  
 P8 ROOF RAILINGS

**FIRE DETECTION AND ALARM SYSTEM**  
 F1 DETECTION  
 F2 ALARM  
 F3 CONTROL

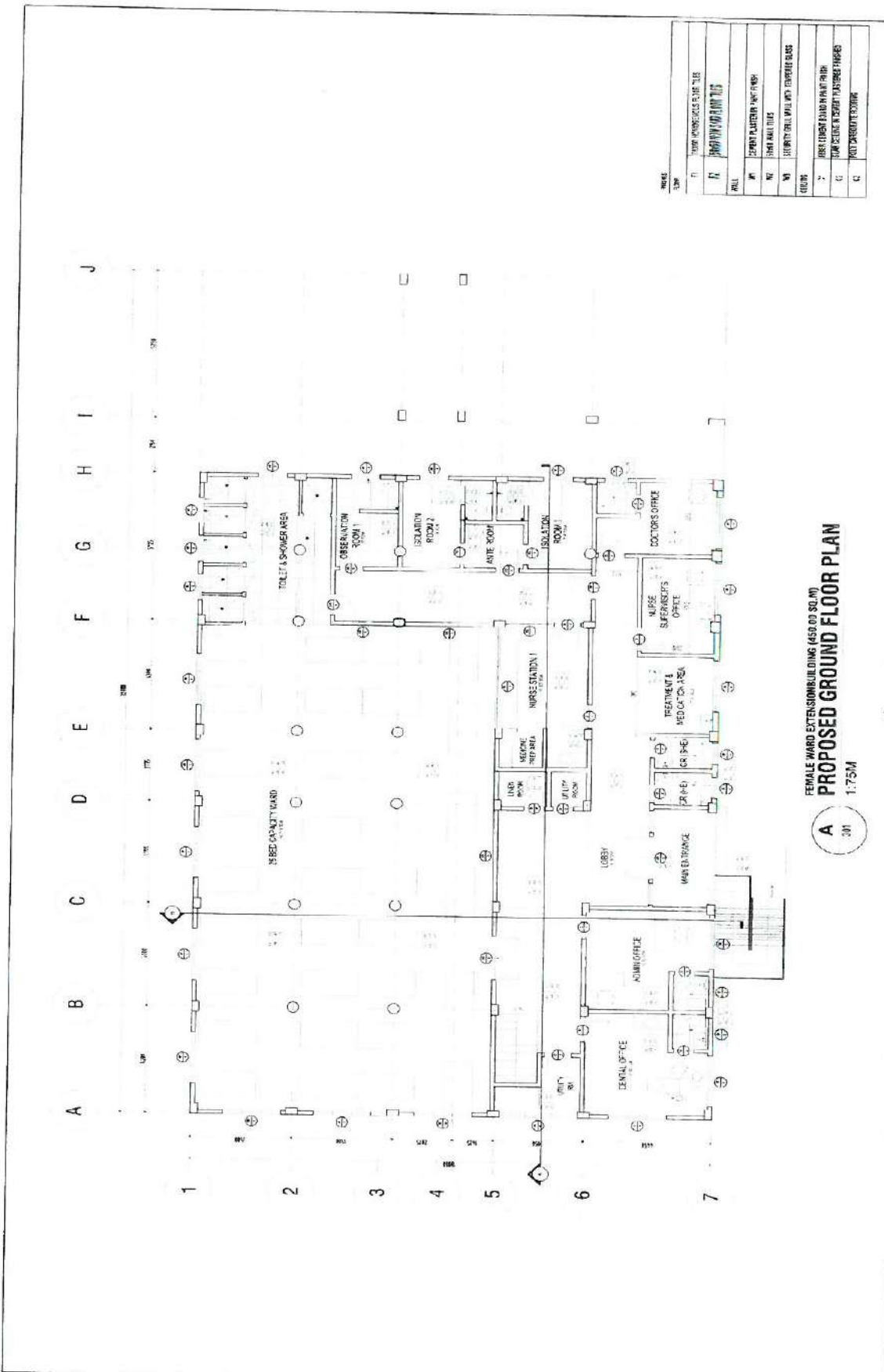


P E R S P E C T I V E S

<p>REPUBLIC OF THE PHILIPPINES          Department Of Health  <b>National Center for Mental Health</b>          Marne de Pineda Street, Alabang, Muntinlupa City</p>	<p>PROJECT TITLE: CONSTRUCTION OF WARD EXTENSION BUILDING @ PHILLOYS</p>	<p>APPROVED BY: <i>[Signature]</i>          PROJECT MANAGER</p>	<p>APPROVED BY: <i>[Signature]</i>          PROJECT MANAGER</p>	<p>APPROVED BY: <i>[Signature]</i>          PROJECT MANAGER</p>	<p>APPROVED BY: <i>[Signature]</i>          PROJECT MANAGER</p>	<p>APPROVED BY: <i>[Signature]</i>          PROJECT MANAGER</p>	<p>APPROVED BY: <i>[Signature]</i>          PROJECT MANAGER</p>	<p>APPROVED BY: <i>[Signature]</i>          PROJECT MANAGER</p>
	<p>DATE: 11/30/2011</p>	<p>SCALE: 1/4" = 1'-0"</p>	<p>PROJECT NO. 11-001</p>	<p>PROJECT NO. 11-001</p>	<p>PROJECT NO. 11-001</p>	<p>PROJECT NO. 11-001</p>	<p>PROJECT NO. 11-001</p>	<p>PROJECT NO. 11-001</p>



	<p>REPUBLIC OF THE PHILIPPINES Department of Health <b>National Center for Mental Health</b> Marcelo de Pinillos Street, Danang's Market, Mandaluyong City</p>	<p>PROJECT BY: <i>[Signature]</i> ARCHITECT-AT-LARGE</p>	<p>DATE: 1992</p>	<p>MONTEAFRE ARCHITECTS WARD EXTENSION SITE DEVELOPMENT PLAN</p>
	<p>DESIGNED BY: <i>[Signature]</i> ARCHITECT-AT-LARGE</p>	<p>DATE: 1992</p>	<p>DATE: 1992</p>	
	<p>CONSTRUCTED BY: <i>[Signature]</i> CONSTRUCTION SUPERVISOR</p>	<p>DATE: 1992</p>	<p>DATE: 1992</p>	
	<p>DATE: 1992</p>	<p>DATE: 1992</p>	<p>DATE: 1992</p>	



**FEMALE WARD EXTENSION BUILDING (450.00 SQ.M)**  
**PROPOSED GROUND FLOOR PLAN**  
 1:7.5M

REPUBLIC OF THE PHILIPPINES  
 Department Of Health  
**National Center for Mental Health**  
 Nuro de Paciano Street, Banatigay Highway, Mandaluyong City

PROJECT TITLE: CONSTRUCTION OF WARD EXTENSION BUILDING @ PAMUNO 3

DESIGNED BY: [Signature]

CHECKED BY: [Signature]

APPROVED BY: [Signature]

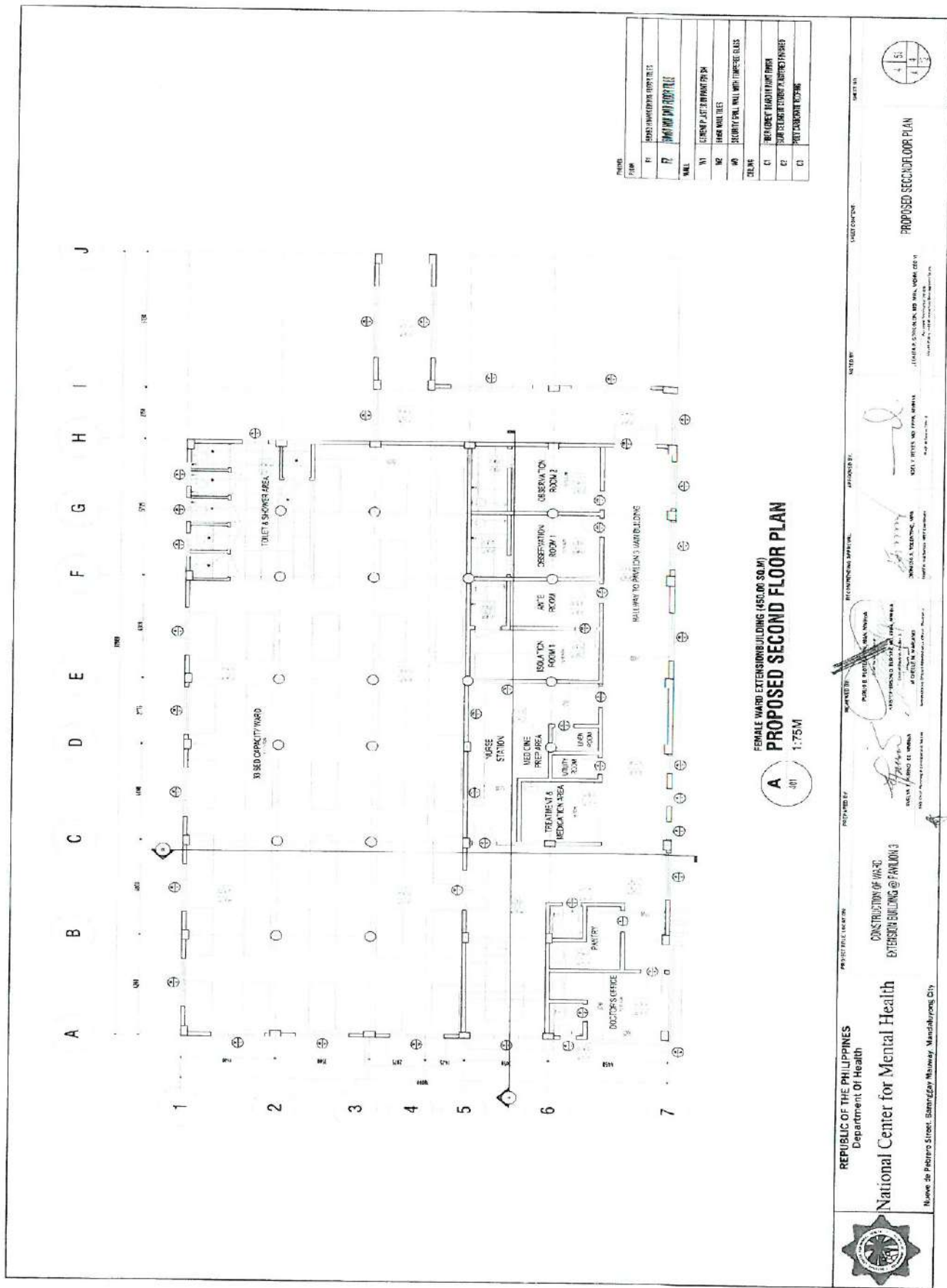
DATE: [Date]

SCALE: 1:7.5M

PROPOSED GROUND FLOOR PLAN

4 3 2 1





FINISH	
F1	FLOOR FINISH (CONCRETE)
F2	FLOOR FINISH (WOOD)
WALL	
W1	CERAMIC TILE FINISH
W2	PAINT FINISH
W3	GLASS PARTITION
CEILING	
C1	ACoustic TILE
C2	PLASTER
C3	CONCRETE

FEMALE WARD EXTENSION BUILDING (450.00 SQ.M)  
**A** PROPOSED SECOND FLOOR PLAN  
 1:75M

REPUBLIC OF THE PHILIPPINES  
 Department Of Health  
**National Center for Mental Health**  
 Nueva de Pateros Street, San Mateo, Manila, Philippines

PROPOSED SECOND FLOOR PLAN

DATE: 08/20/2018

PROJECT NO: 18-001

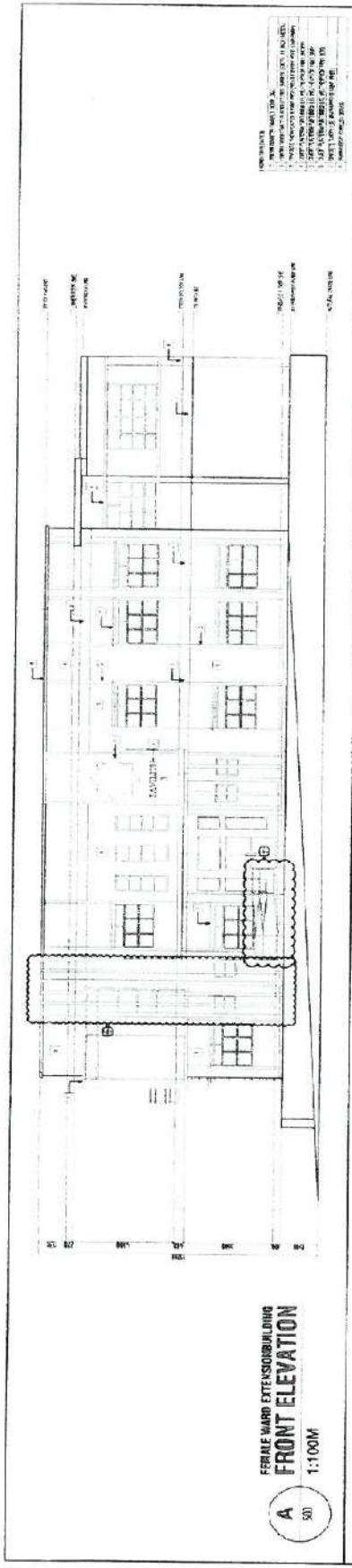
PROJECT NAME: FEMALE WARD EXTENSION BUILDING

CLIENT: DEPARTMENT OF HEALTH - NCMH

DESIGNED BY: ARCHITECTS ASSOCIATES, INC.

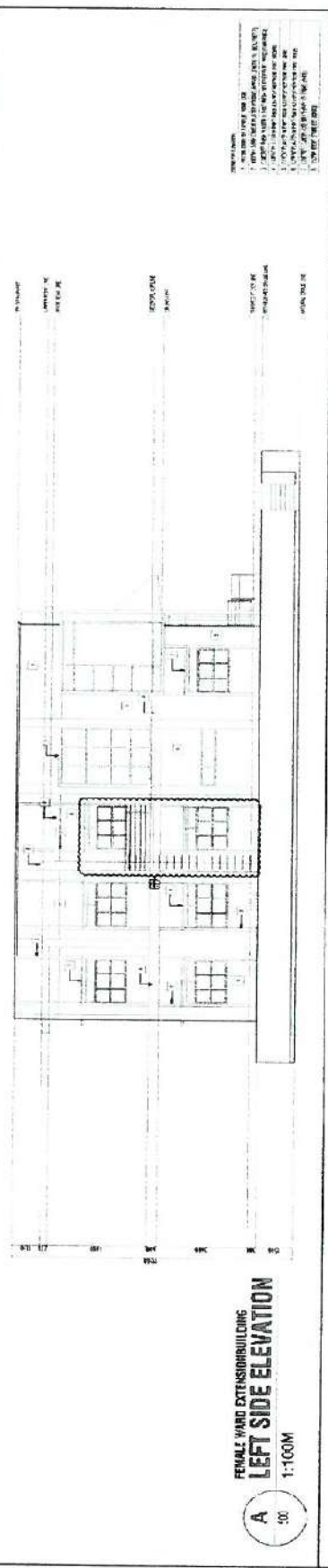
DATE: 08/20/2018

SCALE: 1:75M



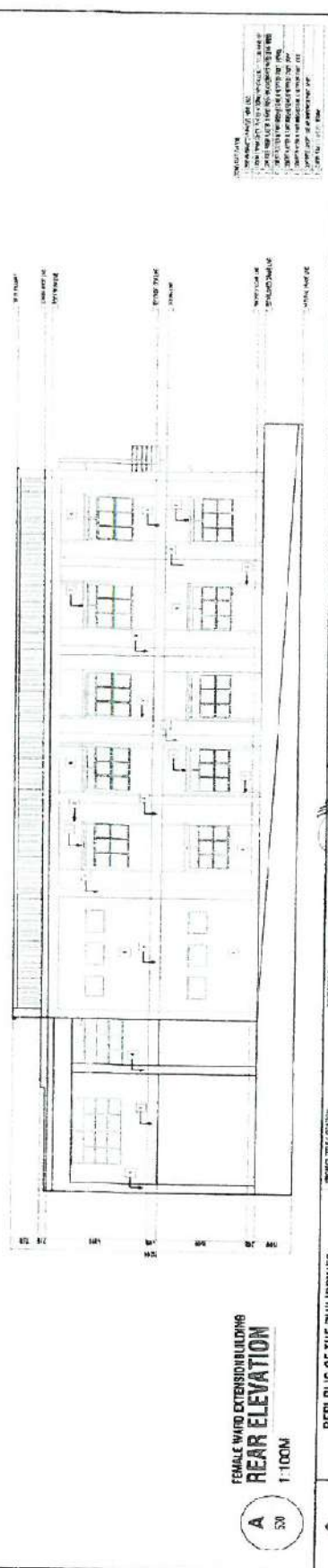
REVISIONS

1. REVISED TO SHOW THE NEW DESIGN AND MATERIALS.
2. REVISED TO SHOW THE NEW DESIGN AND MATERIALS.
3. REVISED TO SHOW THE NEW DESIGN AND MATERIALS.
4. REVISED TO SHOW THE NEW DESIGN AND MATERIALS.
5. REVISED TO SHOW THE NEW DESIGN AND MATERIALS.



REVISIONS

1. REVISED TO SHOW THE NEW DESIGN AND MATERIALS.
2. REVISED TO SHOW THE NEW DESIGN AND MATERIALS.
3. REVISED TO SHOW THE NEW DESIGN AND MATERIALS.
4. REVISED TO SHOW THE NEW DESIGN AND MATERIALS.
5. REVISED TO SHOW THE NEW DESIGN AND MATERIALS.



REVISIONS

1. REVISED TO SHOW THE NEW DESIGN AND MATERIALS.
2. REVISED TO SHOW THE NEW DESIGN AND MATERIALS.
3. REVISED TO SHOW THE NEW DESIGN AND MATERIALS.
4. REVISED TO SHOW THE NEW DESIGN AND MATERIALS.
5. REVISED TO SHOW THE NEW DESIGN AND MATERIALS.

	<p>REPUBLIC OF THE PHILIPPINES Department of Health <b>National Center for Mental Health</b> Nava de Polanco Street, Ermita, Manila, Metropolitan City</p>	<p>PROJECT TITLE/LOCATION <b>CONSTRUCTION OF WARD EXTENSION BUILDING @ PADUN 3</b></p>	<p>DESIGNED BY    <b>RODERICK S. MARAMBA</b>          Architectural Designer          Roderick S. Maramba Architects</p>	<p>RECOMMENDED APPROVAL    <b>RODERICK S. MARAMBA</b>          Architectural Designer          Roderick S. Maramba Architects</p>	<p>APPROVED BY    <b>RODERICK S. MARAMBA</b>          Architectural Designer          Roderick S. Maramba Architects</p>	<p>DATE OF SUBMISSION  <b>15 FEBRUARY 2024</b></p>	<p>PROJECT NO.  <b>115</b></p>
	<p>FRONT ELEVATION LEFT SIDE ELEVATION REAR ELEVATION</p>	<p>SCALE: 1:100</p>	<p>DATE OF ISSUE  <b>15 FEBRUARY 2024</b></p>	<p>PROJECT NO.  <b>115</b></p>			

**FEMALE WARD EXTENSION BUILDING  
RIGHT SIDE ELEVATION**  
1:100M

**A**  
50

1. FINISHES TO BE SHOWN WITH TYPICAL  
 2. FINISHES TO BE SHOWN WITH TYPICAL  
 3. FINISHES TO BE SHOWN WITH TYPICAL  
 4. FINISHES TO BE SHOWN WITH TYPICAL  
 5. FINISHES TO BE SHOWN WITH TYPICAL  
 6. FINISHES TO BE SHOWN WITH TYPICAL  
 7. FINISHES TO BE SHOWN WITH TYPICAL

**FEMALE WARD EXTENSION BUILDING  
SECTION THRU A**  
1:100M

**A**  
60

1. FINISHES TO BE SHOWN WITH TYPICAL  
 2. FINISHES TO BE SHOWN WITH TYPICAL  
 3. FINISHES TO BE SHOWN WITH TYPICAL  
 4. FINISHES TO BE SHOWN WITH TYPICAL  
 5. FINISHES TO BE SHOWN WITH TYPICAL  
 6. FINISHES TO BE SHOWN WITH TYPICAL  
 7. FINISHES TO BE SHOWN WITH TYPICAL

**FEMALE WARD EXTENSION BUILDING  
SECTION THRU B**  
1:100M

**A**  
70

REPUBLIC OF THE PHILIPPINES  
 Department of Health  
**National Center for Mental Health**  
 Extension Building - 2nd Floor  
 11th Avenue, Alabang, Muntinlupa City

ARCHITECT: [Signature]  
 ENGINEER: [Signature]  
 DATE: [Date]

PROJECT NO. [Number]  
 DRAWING NO. [Number]


SHEET NO. [Number] OF [Total Sheets]

**RIGHT SIDE ELEVATION SECTION**



**REPUBLIC OF THE PHILIPPINES**  
Department of Health

**National Center for Mental Health**  
Blvd. de Paredes Street, Barangay Malabar, Mandaluyong City



**CONSTRUCTION OF WARD  
EXTENSION BUILDING @ PHILMUNA 3**

SHEET NO. 7

7 15  
1 7  
1 2

**SCHEDULE OF DOOR AND WINDOWS**

DESIGNED BY: **ENRICO T. DELA ROSA**

DATE: **10/10/2017**

PROJECT: **CONSTRUCTION OF WARD EXTENSION BUILDING @ PHILMUNA 3**

CLIENT: **PHILIPPINE NATIONAL POLICE TRAINING CENTER**

APPROVED BY: *[Signature]*

DATE: **10/10/2017**

PROJECT: **CONSTRUCTION OF WARD EXTENSION BUILDING @ PHILMUNA 3**

CLIENT: **PHILIPPINE NATIONAL POLICE TRAINING CENTER**

**FINAL AREA ESTIMATES AND SCHEDULE OF DOOR AND WINDOWS**

**A** **SCHEDULE OF DOOR AND WINDOWS** **12.00M**

PREPARED BY: **ENRICO T. DELA ROSA**

DATE: **10/10/2017**

PROJECT: **CONSTRUCTION OF WARD EXTENSION BUILDING @ PHILMUNA 3**

CLIENT: **PHILIPPINE NATIONAL POLICE TRAINING CENTER**

APPROVED BY: *[Signature]*

DATE: **10/10/2017**

PROJECT: **CONSTRUCTION OF WARD EXTENSION BUILDING @ PHILMUNA 3**

CLIENT: **PHILIPPINE NATIONAL POLICE TRAINING CENTER**

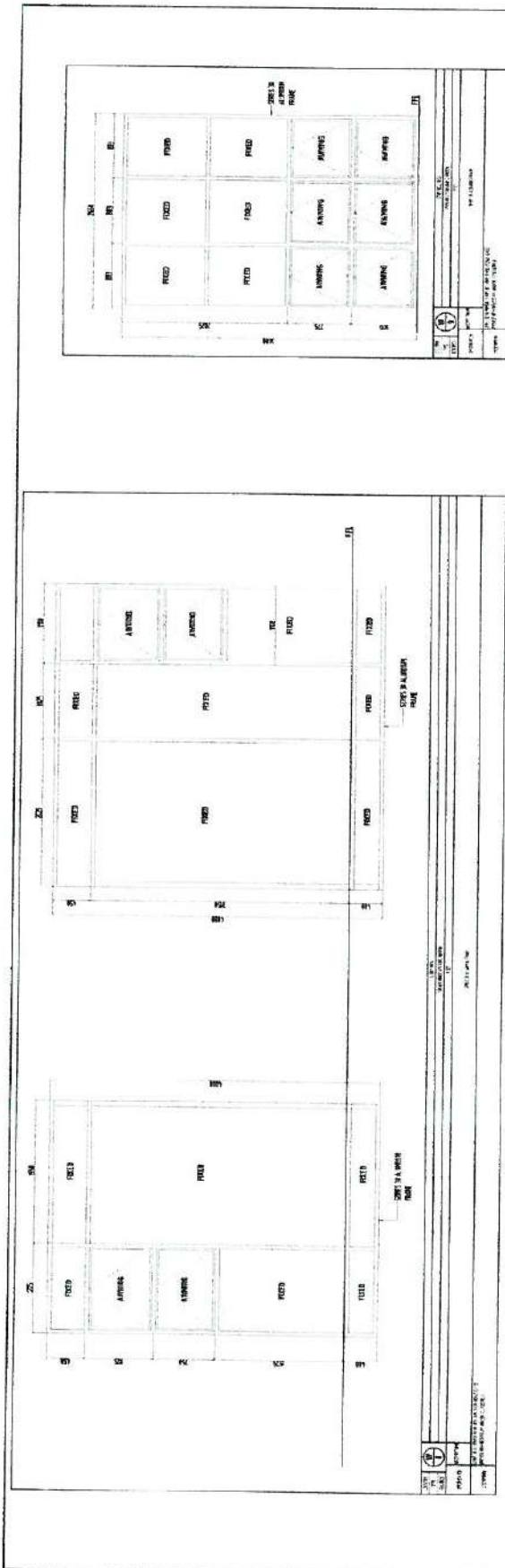
**REVISIONS**

NO.	DESCRIPTION	DATE
1	ISSUED FOR PERMITTING	10/10/2017
2	ISSUED FOR BIDDING	10/10/2017
3	ISSUED FOR CONSTRUCTION	10/10/2017


**DOOR AND WINDOW SCHEDULE**

NO.	DESCRIPTION	QTY	UNIT
1	WOODEN DOOR WITH GLASS	10	EA
2	WOODEN WINDOW WITH GLASS	20	EA
3	ALUMINUM WINDOW WITH GLASS	15	EA
4	ALUMINUM DOOR WITH GLASS	5	EA
5	ALUMINUM WINDOW WITH GLASS	10	EA
6	ALUMINUM WINDOW WITH GLASS	10	EA
7	ALUMINUM WINDOW WITH GLASS	10	EA
8	ALUMINUM WINDOW WITH GLASS	10	EA
9	ALUMINUM WINDOW WITH GLASS	10	EA
10	ALUMINUM WINDOW WITH GLASS	10	EA
11	ALUMINUM WINDOW WITH GLASS	10	EA
12	ALUMINUM WINDOW WITH GLASS	10	EA
13	ALUMINUM WINDOW WITH GLASS	10	EA
14	ALUMINUM WINDOW WITH GLASS	10	EA
15	ALUMINUM WINDOW WITH GLASS	10	EA
16	ALUMINUM WINDOW WITH GLASS	10	EA
17	ALUMINUM WINDOW WITH GLASS	10	EA
18	ALUMINUM WINDOW WITH GLASS	10	EA
19	ALUMINUM WINDOW WITH GLASS	10	EA
20	ALUMINUM WINDOW WITH GLASS	10	EA
21	ALUMINUM WINDOW WITH GLASS	10	EA
22	ALUMINUM WINDOW WITH GLASS	10	EA
23	ALUMINUM WINDOW WITH GLASS	10	EA
24	ALUMINUM WINDOW WITH GLASS	10	EA
25	ALUMINUM WINDOW WITH GLASS	10	EA
26	ALUMINUM WINDOW WITH GLASS	10	EA
27	ALUMINUM WINDOW WITH GLASS	10	EA
28	ALUMINUM WINDOW WITH GLASS	10	EA
29	ALUMINUM WINDOW WITH GLASS	10	EA
30	ALUMINUM WINDOW WITH GLASS	10	EA
31	ALUMINUM WINDOW WITH GLASS	10	EA
32	ALUMINUM WINDOW WITH GLASS	10	EA
33	ALUMINUM WINDOW WITH GLASS	10	EA
34	ALUMINUM WINDOW WITH GLASS	10	EA
35	ALUMINUM WINDOW WITH GLASS	10	EA
36	ALUMINUM WINDOW WITH GLASS	10	EA
37	ALUMINUM WINDOW WITH GLASS	10	EA
38	ALUMINUM WINDOW WITH GLASS	10	EA
39	ALUMINUM WINDOW WITH GLASS	10	EA
40	ALUMINUM WINDOW WITH GLASS	10	EA
41	ALUMINUM WINDOW WITH GLASS	10	EA
42	ALUMINUM WINDOW WITH GLASS	10	EA
43	ALUMINUM WINDOW WITH GLASS	10	EA
44	ALUMINUM WINDOW WITH GLASS	10	EA
45	ALUMINUM WINDOW WITH GLASS	10	EA
46	ALUMINUM WINDOW WITH GLASS	10	EA
47	ALUMINUM WINDOW WITH GLASS	10	EA
48	ALUMINUM WINDOW WITH GLASS	10	EA
49	ALUMINUM WINDOW WITH GLASS	10	EA
50	ALUMINUM WINDOW WITH GLASS	10	EA
51	ALUMINUM WINDOW WITH GLASS	10	EA
52	ALUMINUM WINDOW WITH GLASS	10	EA
53	ALUMINUM WINDOW WITH GLASS	10	EA
54	ALUMINUM WINDOW WITH GLASS	10	EA
55	ALUMINUM WINDOW WITH GLASS	10	EA
56	ALUMINUM WINDOW WITH GLASS	10	EA
57	ALUMINUM WINDOW WITH GLASS	10	EA
58	ALUMINUM WINDOW WITH GLASS	10	EA
59	ALUMINUM WINDOW WITH GLASS	10	EA
60	ALUMINUM WINDOW WITH GLASS	10	EA
61	ALUMINUM WINDOW WITH GLASS	10	EA
62	ALUMINUM WINDOW WITH GLASS	10	EA
63	ALUMINUM WINDOW WITH GLASS	10	EA
64	ALUMINUM WINDOW WITH GLASS	10	EA
65	ALUMINUM WINDOW WITH GLASS	10	EA
66	ALUMINUM WINDOW WITH GLASS	10	EA
67	ALUMINUM WINDOW WITH GLASS	10	EA
68	ALUMINUM WINDOW WITH GLASS	10	EA
69	ALUMINUM WINDOW WITH GLASS	10	EA
70	ALUMINUM WINDOW WITH GLASS	10	EA
71	ALUMINUM WINDOW WITH GLASS	10	EA
72	ALUMINUM WINDOW WITH GLASS	10	EA
73	ALUMINUM WINDOW WITH GLASS	10	EA
74	ALUMINUM WINDOW WITH GLASS	10	EA
75	ALUMINUM WINDOW WITH GLASS	10	EA
76	ALUMINUM WINDOW WITH GLASS	10	EA
77	ALUMINUM WINDOW WITH GLASS	10	EA
78	ALUMINUM WINDOW WITH GLASS	10	EA
79	ALUMINUM WINDOW WITH GLASS	10	EA
80	ALUMINUM WINDOW WITH GLASS	10	EA
81	ALUMINUM WINDOW WITH GLASS	10	EA
82	ALUMINUM WINDOW WITH GLASS	10	EA
83	ALUMINUM WINDOW WITH GLASS	10	EA
84	ALUMINUM WINDOW WITH GLASS	10	EA
85	ALUMINUM WINDOW WITH GLASS	10	EA
86	ALUMINUM WINDOW WITH GLASS	10	EA
87	ALUMINUM WINDOW WITH GLASS	10	EA
88	ALUMINUM WINDOW WITH GLASS	10	EA
89	ALUMINUM WINDOW WITH GLASS	10	EA
90	ALUMINUM WINDOW WITH GLASS	10	EA
91	ALUMINUM WINDOW WITH GLASS	10	EA
92	ALUMINUM WINDOW WITH GLASS	10	EA
93	ALUMINUM WINDOW WITH GLASS	10	EA
94	ALUMINUM WINDOW WITH GLASS	10	EA
95	ALUMINUM WINDOW WITH GLASS	10	EA
96	ALUMINUM WINDOW WITH GLASS	10	EA
97	ALUMINUM WINDOW WITH GLASS	10	EA
98	ALUMINUM WINDOW WITH GLASS	10	EA
99	ALUMINUM WINDOW WITH GLASS	10	EA
100	ALUMINUM WINDOW WITH GLASS	10	EA





PROJECT: CONSTRUCTION OF WARD EXHIBITION BUILDING @ PAVILION 3  
**A** SCHEDULE OF DOOR AND WINDOWS  
 1/8\"/>



PROJECT: CONSTRUCTION OF WARD EXHIBITION BUILDING @ PAVILION 3  
**A** SCHEDULE OF WINDOW SECURITY GRILLS  
 1/8\"/>

REPUBLIC OF THE PHILIPPINES  
 Department of Health  
**National Center for Mental Health**  
 Nove de Paredes Street, Barangay Mervic, Mandalaipong City

PROJECT TITLE LOCATION: CONSTRUCTION OF WARD EXHIBITION BUILDING @ PAVILION 3

DESIGNED BY: J. L. LACUNA

APPROVED BY: [Signature]

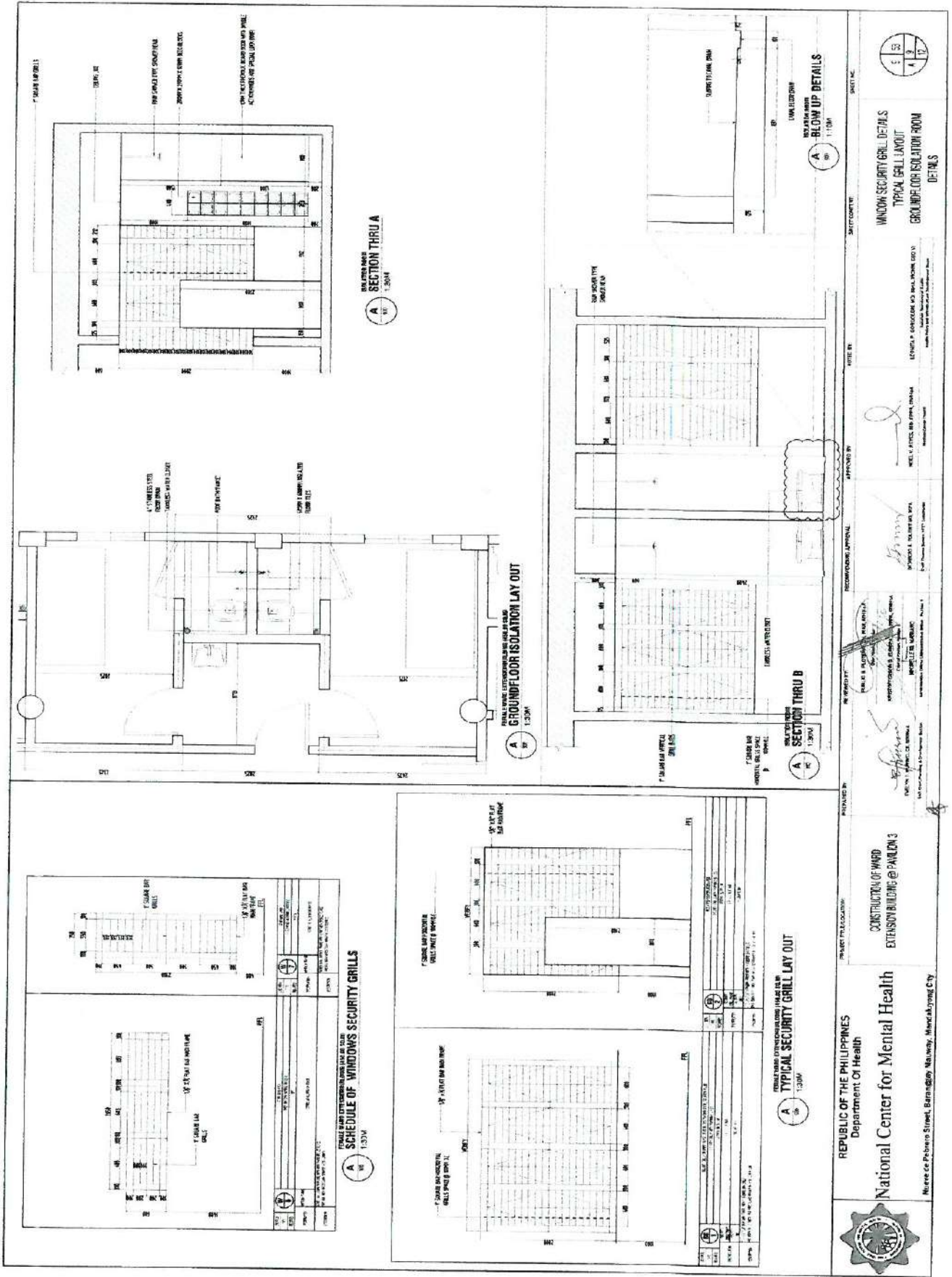
DATE: 11/20/2018

PROJECT: CONSTRUCTION OF WARD EXHIBITION BUILDING @ PAVILION 3

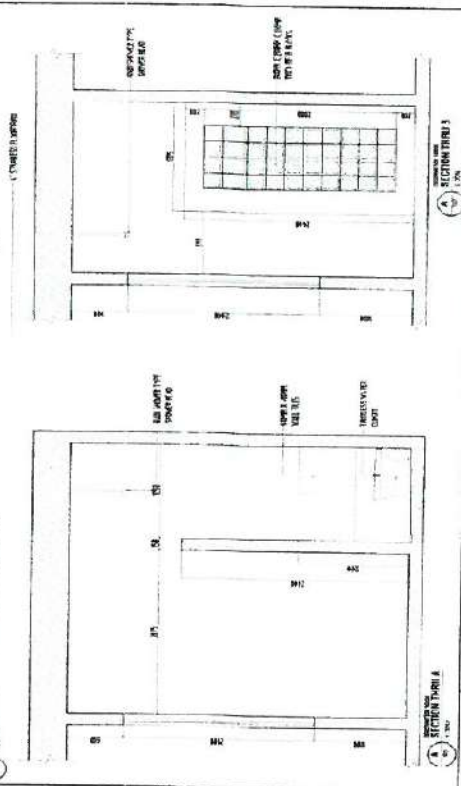
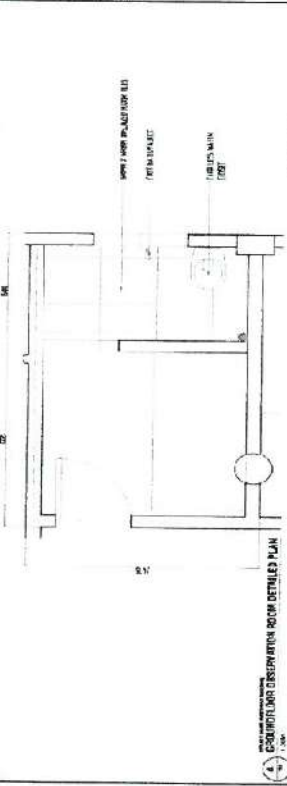
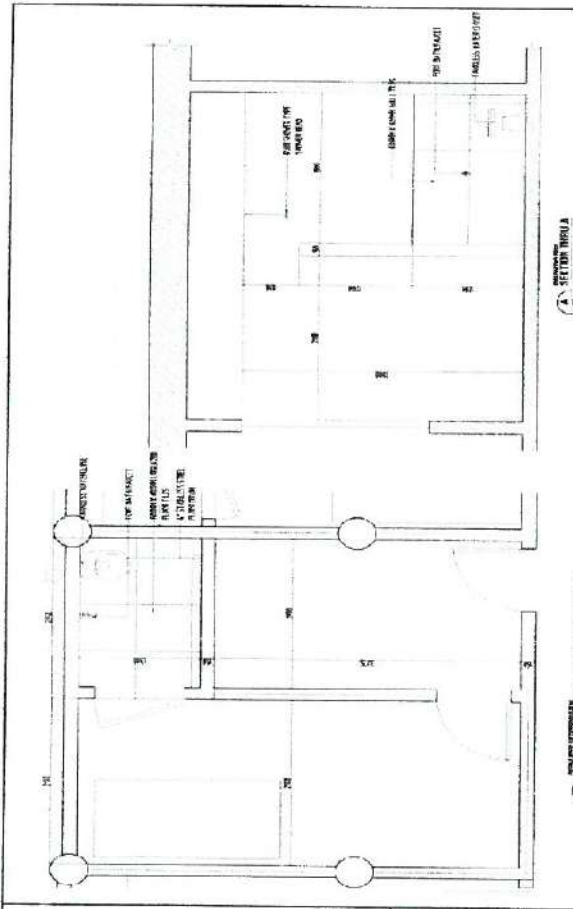
**SCHEDULE OF WINDOWS WINDOW SECURITY GRILLS DETAILS**

DATE: 11/20/2018

SCALE: 1/8\"/>



SECTION 1 SECURITY METAL DOOR DETAIL		SECTION 2 SECURITY METAL DOOR DETAIL		SECTION 3 SECURITY METAL DOOR DETAIL	
1.00	1.00	1.00	1.00	1.00	1.00
2.00	2.00	2.00	2.00	2.00	2.00
3.00	3.00	3.00	3.00	3.00	3.00
4.00	4.00	4.00	4.00	4.00	4.00
5.00	5.00	5.00	5.00	5.00	5.00
6.00	6.00	6.00	6.00	6.00	6.00
7.00	7.00	7.00	7.00	7.00	7.00
8.00	8.00	8.00	8.00	8.00	8.00
9.00	9.00	9.00	9.00	9.00	9.00
10.00	10.00	10.00	10.00	10.00	10.00



SECTION 1A  
SECURITY METAL DOOR DETAIL PLAN

SECTION 2A  
OBSERVATION ROOM DETAIL PLAN

SECTION 3A  
OBSERVATION ROOM DETAIL PLAN

**REPUBLIC OF THE PHILIPPINES**  
Department of Health  
**National Center for Mental Health**  
Newman-Palmer School, Cotacotan, Marikina, Metro Manila

**PROJECT INFORMATION**  
PROJECT TITLE: CONSTRUCTION OF WARD EXTENSION BUILDING (FAMILONS 3)

**PROFESSOR**  
NAME: [Signature]

**DATE**  
DATE: [Date]

**SECTION**  
SECTION: [Section Number]

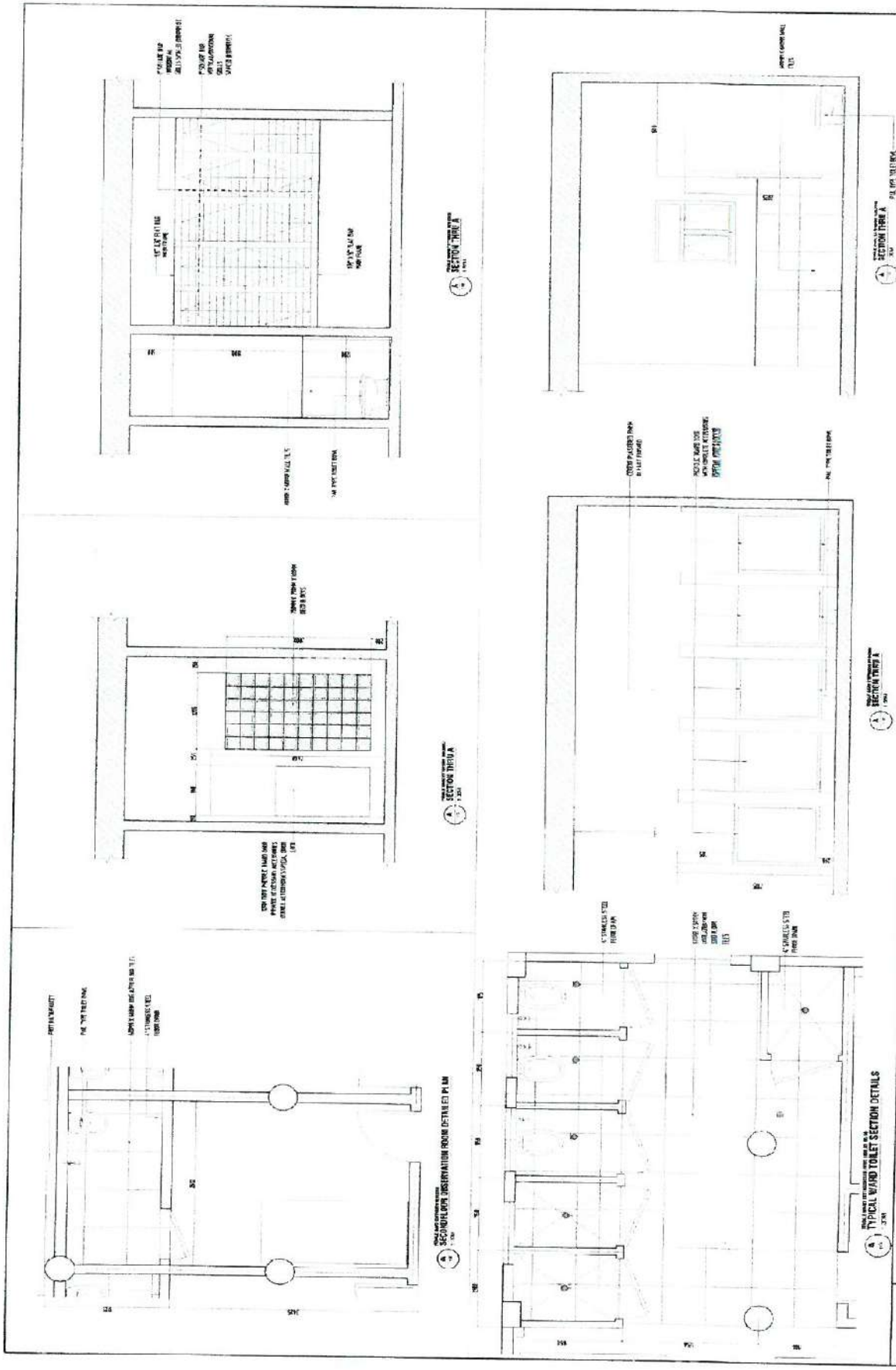
**SCALE**  
SCALE: [Scale]

**REVISIONS**

NO.	DESCRIPTION
1	[Revision 1]
2	[Revision 2]

**SECURITY METAL DOOR LEGALS**  
SECURITY METAL DOOR LEGALS  
OBSERVATION ROOM  
DETAILS  
SECOND OBSERVATION ROOM  
DETAILS





SHEET NO. 11.13

**SECTION THREE A**  
SECONDARY OBSERVATION ROOM  
DETAILS  
TYPICAL WARD TOILET DETAILS

**SECTION THREE B**  
SECONDARY OBSERVATION ROOM  
DETAILS  
TYPICAL WARD TOILET DETAILS

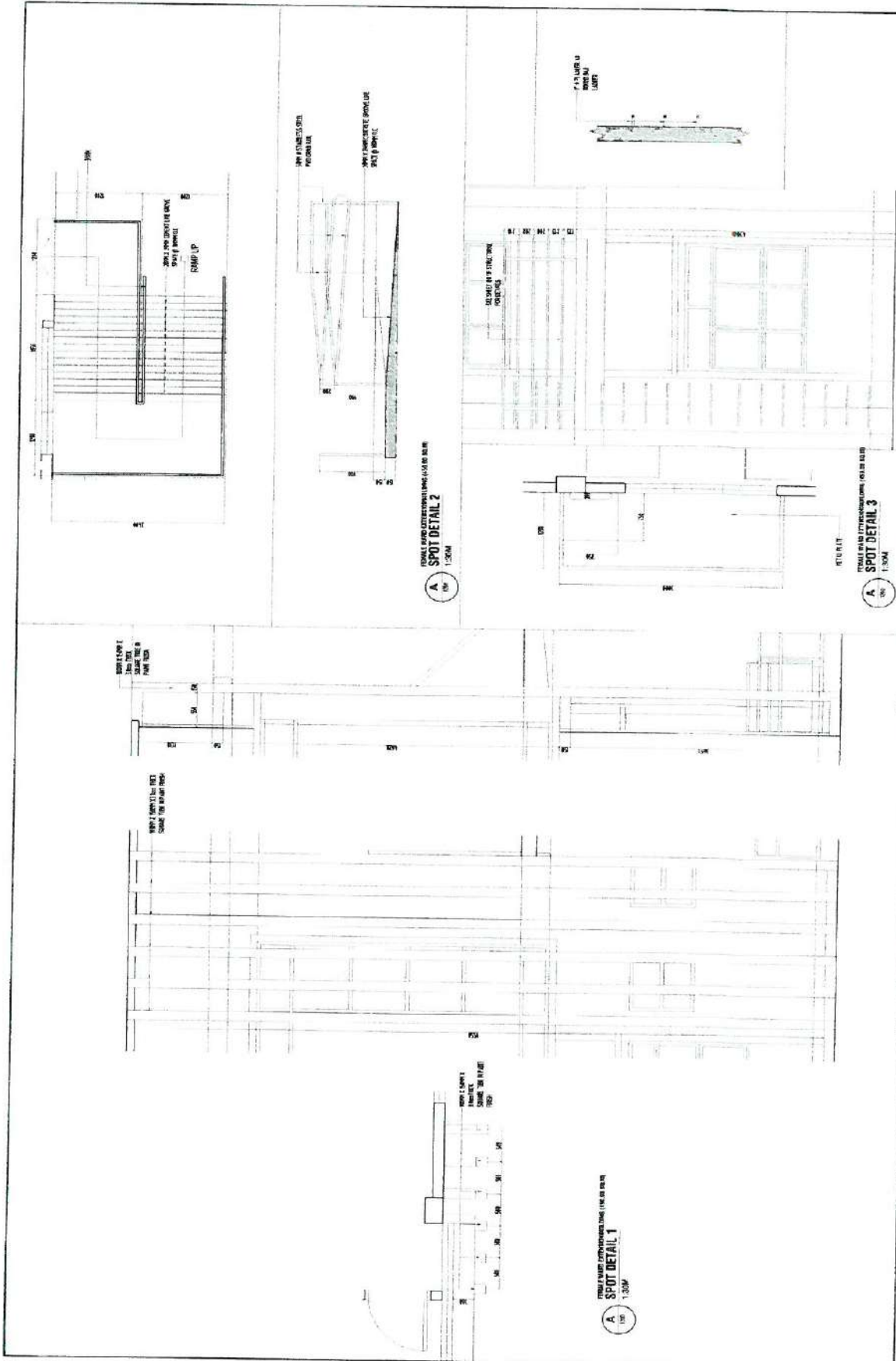
**TYPICAL WARD TOILET SECTION DETAILS**

REPUBLIC OF THE PHILIPPINES  
Department of Health  
**National Center for Mental Health**  
Nueva de Pateron Street, Baguio, Benguet, Manila, Luzon, City

CONSTRUCTION OF WARD  
BETHSHEM BUILDING @ PAMPONG

DESIGNED BY: *[Signature]*  
CHECKED BY: *[Signature]*  
APPROVED BY: *[Signature]*

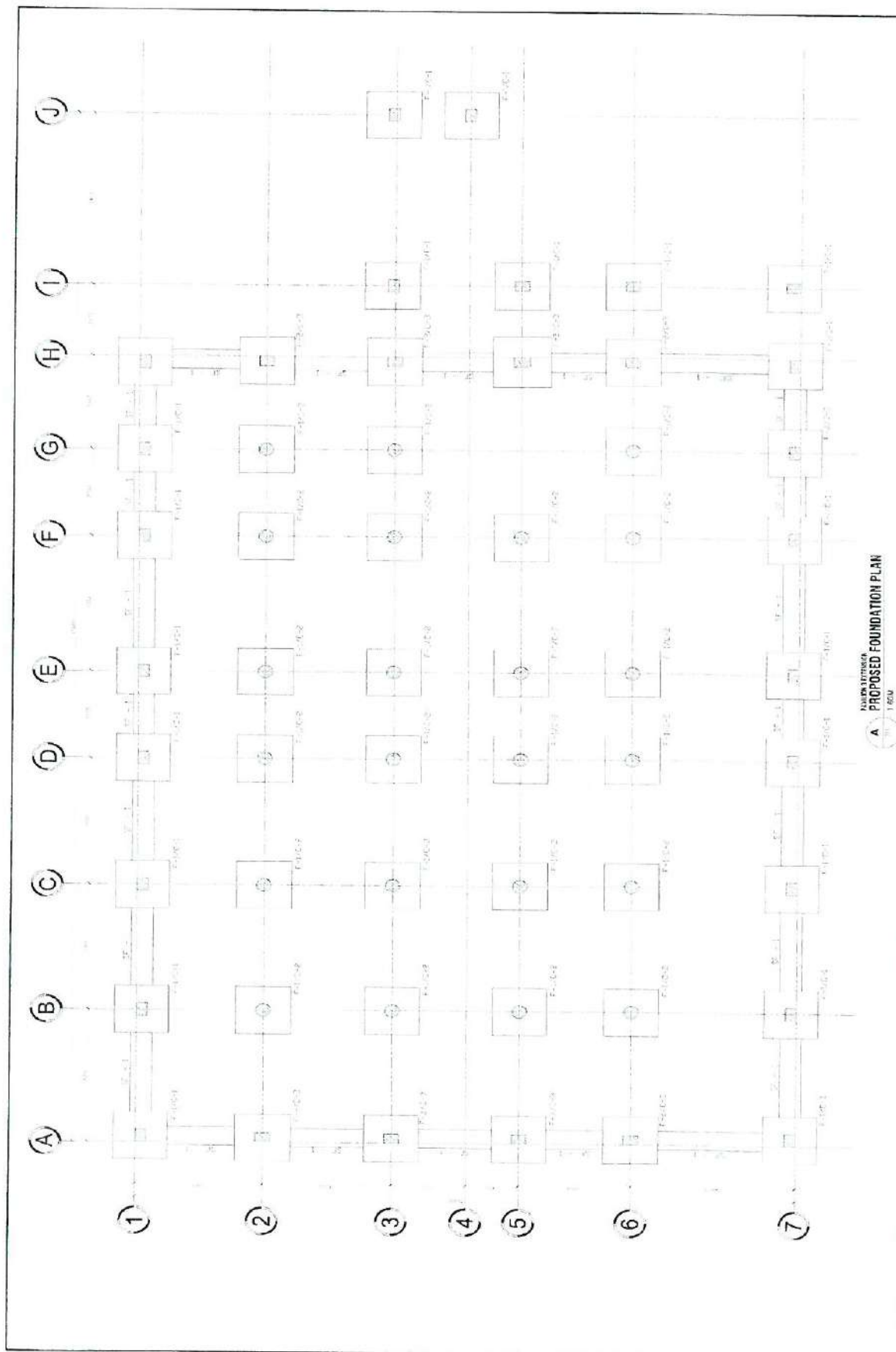
DATE: 11/13/12



 <p>REPUBLIC OF THE PHILIPPINES Department of Health <b>National Center for Mental Health</b> Name of Pedroza Street, Barangay Binuway, Mandaluyong City.</p>	<p>PROJECT TITLE/LOCATION: <b>CONSTRUCTION OF WARE EXTENSION BUILDING @ PHALOU 3</b></p>	<p>PROPOSED BY: <i>[Signature]</i> ARCHITECT/ENGINEER/PLANNER REGISTERED PROFESSIONAL ARCHITECT No. 123456789 Professional Regulation Commission (PRC) Architectural Division</p>	<p>DATE OF ISSUE: 12/15/2023</p>	<p>PROJECT NO.:</p>	<p>DATE OF SHEET:</p>	<p>SHEET NO.:</p>
	<p>DESIGNED BY: <i>[Signature]</i> ARCHITECT/ENGINEER/PLANNER REGISTERED PROFESSIONAL ARCHITECT No. 123456789 Professional Regulation Commission (PRC) Architectural Division</p>	<p>CHECKED BY: <i>[Signature]</i> REGISTERED PROFESSIONAL ARCHITECT No. 123456789 Professional Regulation Commission (PRC) Architectural Division</p>	<p>APPROVED BY: <i>[Signature]</i> REGISTERED PROFESSIONAL ARCHITECT No. 123456789 Professional Regulation Commission (PRC) Architectural Division</p>	<p>DATE OF SHEET:</p>	<p>PROJECT NO.:</p>	<p>DATE OF SHEET:</p>









NATIONAL CENTER FOR MENTAL HEALTH  
 PROPOSED FOUNDATION PLAN  
 A 1:500

<p>       NATIONAL CENTER FOR MENTAL HEALTH        Department of Health        Republic of the Philippines        1105 Alabang Road, Alabang, Muntinlupa City     </p>	<p> <b>CONSTRUCTION OF MHC          EXTENSION BUILDING @ PAMUNJON 3</b> </p>	<p>       DESIGNED BY: <i>[Signature]</i>        ENGINEER: <i>[Signature]</i>        REGISTERED PROFESSIONAL ENGINEER        CIVIL ENGINEER     </p>	<p>       CHECKED BY: <i>[Signature]</i>        ARCHITECTURAL ENGINEER        REGISTERED PROFESSIONAL ARCHITECT     </p>	<p>       APPROVED BY: <i>[Signature]</i>        NCEL V. REYES MD, MPH, MHA, MPA        DIRECTOR, NATIONAL CENTER FOR MENTAL HEALTH     </p>	<p>       DATE: 01/15/2024        PROJECT NO.: 100-147-2023-001     </p>	<p>       PROJECT CLIENT: NATIONAL CENTER FOR MENTAL HEALTH     </p>	<p>       SHEET NO.: 1453        S 2        13     </p>
--	--	--	--	--	--	--	---



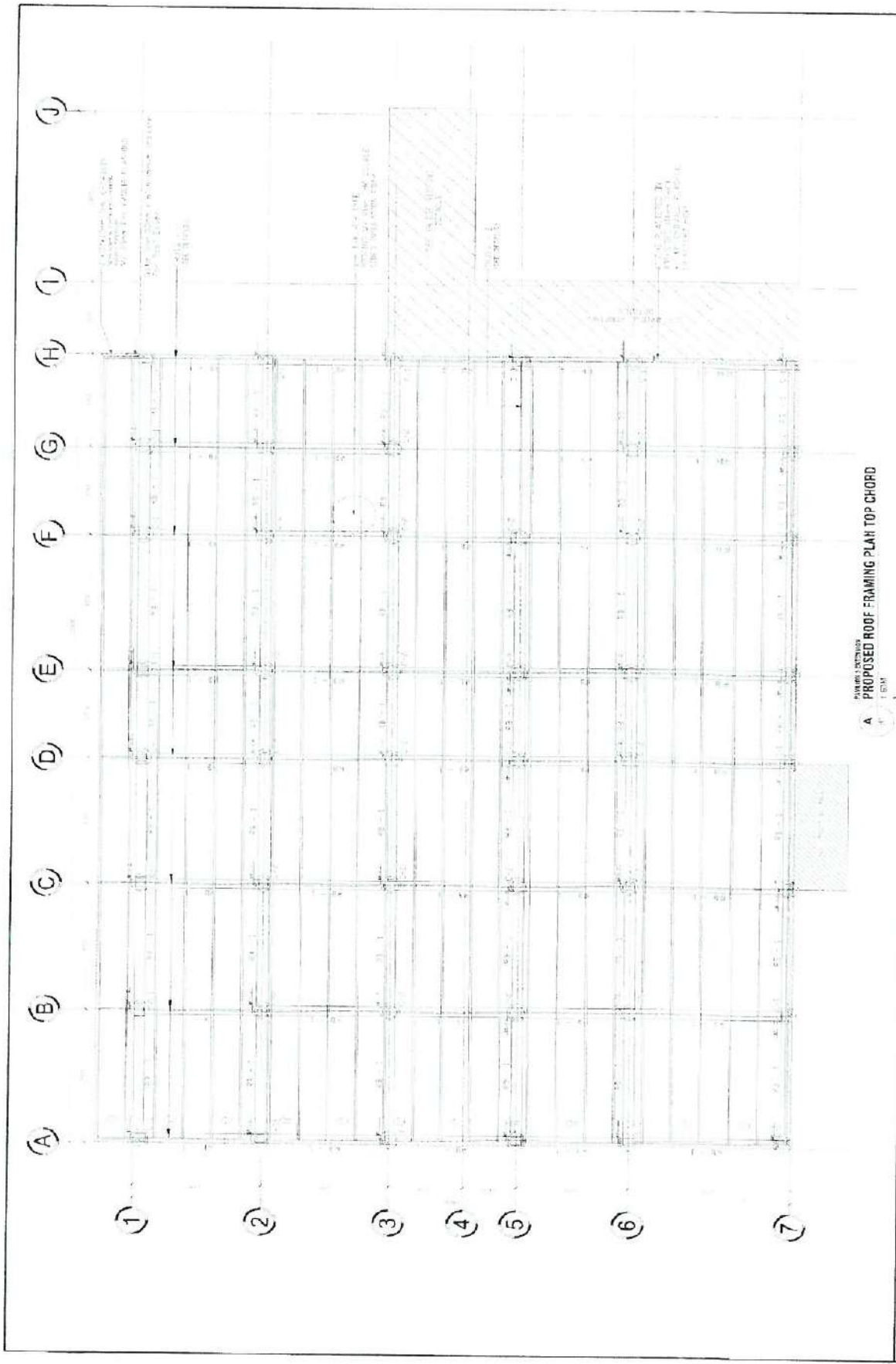
 <b>REPUBLIC OF THE PHILIPPINES</b> Department of Health <b>National Center for Mental Health</b> <small>Nice de Pablo Street, Banatigay, Marikina City</small>	<b>PROJECT TITLE:</b> CONSTRUCTION OF MAJOR EXPANSION BUILDING OF BUILDING 3	<b>DESIGNED BY:</b>  <small>DESIGNER'S NAME</small>	<b>CHECKED BY:</b>  <small>CHECKER'S NAME</small>	<b>APPROVED BY:</b>  <small>APPROVER'S NAME</small>	<b>DATE:</b> <small>DATE OF APPROVAL</small>	<b>PROJECT NO.:</b> <small>PROJECT IDENTIFICATION NUMBER</small>	<b>REVISIONS:</b> <small>REVISIONS LOG</small>	<b>DATE:</b> <small>DATE OF ISSUE</small>	<b>SCALE:</b> <small>SCALE OF DRAWING</small>
	<b>PROJECT NO.:</b> <small>PROJECT IDENTIFICATION NUMBER</small>	<b>DATE:</b> <small>DATE OF APPROVAL</small>	<b>REVISIONS:</b> <small>REVISIONS LOG</small>	<b>DATE:</b> <small>DATE OF ISSUE</small>	<b>SCALE:</b> <small>SCALE OF DRAWING</small>	<b>PROJECT NO.:</b> <small>PROJECT IDENTIFICATION NUMBER</small>	<b>DATE:</b> <small>DATE OF APPROVAL</small>	<b>REVISIONS:</b> <small>REVISIONS LOG</small>	<b>DATE:</b> <small>DATE OF ISSUE</small>



PROPOSED SECOND FLOOR FRAMING PLAN  
A  
1/80


 REPUBLIC OF THE PHILIPPINES Department Of Health <b>National Center for Mental Health</b> Nueva de Polanco Street, Barangay Malawi, Mandaluyong City	PROJECT CLIENT CONSTRUCTION OF MARD EXTENSION BUILDING @ PHMCHS	PREPARED BY  Cecilio P. Reyes 1001 10th Floor, 10th Street, Manila	CHECKED BY  Jovita M. Garcia 1001 10th Floor, 10th Street, Manila	APPROVED BY  Jovita M. Garcia 1001 10th Floor, 10th Street, Manila	DATE OF LEADER DESIGN AND M.A. WORK 2016 10/10/2016	SHEET NO. 
	PROJECT TITLE CONSTRUCTION OF MARD EXTENSION BUILDING @ PHMCHS	DRAWING NO. 1001 10th Floor, 10th Street, Manila	PROJECT NO. 1001 10th Floor, 10th Street, Manila	SHEET NO. 1001 10th Floor, 10th Street, Manila	PROJECT NO. 1001 10th Floor, 10th Street, Manila	DATE OF LEADER DESIGN AND M.A. WORK 2016 10/10/2016







PROPOSED ROOF FRAMING PLAN TOP CHORD

 <p>REPUBLIC OF THE PHILIPPINES Department of Health <b>National Center for Mental Health</b> Nakasipit, Pabasa Street, Brgy. (201) Muntinlupa, Manila</p>	<p>PROJECT TITLE: CONSTRUCTION OF 3<sup>RD</sup> FLOOR EXTENSION BUILDING OF PANLUPIS</p>	<p>DESIGNED BY: [Signature]</p>	<p>CHECKED BY: [Signature]</p>	<p>APPROVED BY: [Signature]</p>	<p>DATE: 17 53 S 5 13</p>
	<p>PROJECT NO.:</p>	<p>DATE OF ISSUE:</p>	<p>SCALE:</p>	<p>PROJECT NO.:</p>	<p>DATE OF ISSUE:</p>




 <p><b>REPUBLIC OF THE PHILIPPINES</b> Department Of Health <b>National Center for Mental Health</b> Nueva de Polanco Street, Barangay, Marikina, Mandaluyor City</p>	<p>PROJECT LOCATION: CONSTRUCTION OF WARD EXTENSION BUILDING @ PAMLODC</p>	<p>DESIGNED BY: ILLUMINATE ARCHITECTURE 111 THE PRIME CONSTRUCTION CENTER MAYAPOYAN, PASAY</p>	<p>REGISTERED ARCHITECT: POLY &amp; BERNARDINE S. WONG REGISTERED PROFESSIONAL ARCHITECT 111 THE PRIME CONSTRUCTION CENTER MAYAPOYAN, PASAY</p>	<p>REGISTERED ENGINEER: ENRICA B. BUSTOS, RUPA 111 THE PRIME CONSTRUCTION CENTER MAYAPOYAN, PASAY</p>	<p>REGISTERED ARCHITECT: KEVIN WONG, RUPA, WAPDA 111 THE PRIME CONSTRUCTION CENTER MAYAPOYAN, PASAY</p>	<p>REGISTERED ARCHITECT: LEONARDO S. CASALIN, RUPA, WAPDA, WAPDA 111 THE PRIME CONSTRUCTION CENTER MAYAPOYAN, PASAY</p>	<p>DATE: 06/18/2013</p>	<p>SHEET NO. 1853 S 6 13</p>
	<p>PROPOSED ROOF FRAMING PLAN BOTTOM CHORD</p>							




**ADDITIONAL FOUNDATION NOTES:**

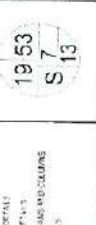
1. PROVIDE PROPER SIZES AND SPACING OF REINFORCING BARS TO DEVELOP FULL TENSILE CAPACITY OF CONCRETE. PROVIDE SUFFICIENT DEVELOPMENT LENGTH AND ANCHORAGE FOR ALL REINFORCING BARS. PROVIDE SUFFICIENT DEVELOPMENT LENGTH AND ANCHORAGE FOR ALL REINFORCING BARS.
2. PROVIDE SUFFICIENT DEVELOPMENT LENGTH AND ANCHORAGE FOR ALL REINFORCING BARS. PROVIDE SUFFICIENT DEVELOPMENT LENGTH AND ANCHORAGE FOR ALL REINFORCING BARS.
3. PROVIDE SUFFICIENT DEVELOPMENT LENGTH AND ANCHORAGE FOR ALL REINFORCING BARS. PROVIDE SUFFICIENT DEVELOPMENT LENGTH AND ANCHORAGE FOR ALL REINFORCING BARS.



**S-1. CURB-TIE REIN CONNECTION DETAILS**



**S-2. PAN/PART WALL DETAILS**



**SCHEDULE OF BEAMS AND SPACING OF REINFORCING BARS**

NO.	SECTION	SPAN	REINFORCING BARS	SPACING
1	SECTION 1	1.00m	4-12mm	150mm
2	SECTION 2	1.00m	4-12mm	150mm
3	SECTION 3	1.00m	4-12mm	150mm
4	SECTION 4	1.00m	4-12mm	150mm
5	SECTION 5	1.00m	4-12mm	150mm
6	SECTION 6	1.00m	4-12mm	150mm
7	SECTION 7	1.00m	4-12mm	150mm
8	SECTION 8	1.00m	4-12mm	150mm
9	SECTION 9	1.00m	4-12mm	150mm
10	SECTION 10	1.00m	4-12mm	150mm

**S-3. STAMP FOOTING (REF.) CONNECTION DETAILS**



**SCHEDULE OF BEAMS AND SPACING OF REINFORCING BARS**

NO.	SECTION	SPAN	REINFORCING BARS	SPACING
11	SECTION 11	1.00m	4-12mm	150mm
12	SECTION 12	1.00m	4-12mm	150mm
13	SECTION 13	1.00m	4-12mm	150mm
14	SECTION 14	1.00m	4-12mm	150mm
15	SECTION 15	1.00m	4-12mm	150mm
16	SECTION 16	1.00m	4-12mm	150mm
17	SECTION 17	1.00m	4-12mm	150mm
18	SECTION 18	1.00m	4-12mm	150mm
19	SECTION 19	1.00m	4-12mm	150mm
20	SECTION 20	1.00m	4-12mm	150mm

**S-4. STAMP FOOTING (REF.) CONNECTION DETAILS**



**SCHEDULE OF BEAMS AND SPACING OF REINFORCING BARS**

NO.	SECTION	SPAN	REINFORCING BARS	SPACING
21	SECTION 21	1.00m	4-12mm	150mm
22	SECTION 22	1.00m	4-12mm	150mm
23	SECTION 23	1.00m	4-12mm	150mm
24	SECTION 24	1.00m	4-12mm	150mm
25	SECTION 25	1.00m	4-12mm	150mm
26	SECTION 26	1.00m	4-12mm	150mm
27	SECTION 27	1.00m	4-12mm	150mm
28	SECTION 28	1.00m	4-12mm	150mm
29	SECTION 29	1.00m	4-12mm	150mm
30	SECTION 30	1.00m	4-12mm	150mm

**S-5. STAMP FOOTING (REF.) CONNECTION DETAILS**



**SCHEDULE OF BEAMS AND SPACING OF REINFORCING BARS**

NO.	SECTION	SPAN	REINFORCING BARS	SPACING
31	SECTION 31	1.00m	4-12mm	150mm
32	SECTION 32	1.00m	4-12mm	150mm
33	SECTION 33	1.00m	4-12mm	150mm
34	SECTION 34	1.00m	4-12mm	150mm
35	SECTION 35	1.00m	4-12mm	150mm
36	SECTION 36	1.00m	4-12mm	150mm
37	SECTION 37	1.00m	4-12mm	150mm
38	SECTION 38	1.00m	4-12mm	150mm
39	SECTION 39	1.00m	4-12mm	150mm
40	SECTION 40	1.00m	4-12mm	150mm

**S-6. STAMP FOOTING (REF.) CONNECTION DETAILS**



1953  
S 7  
13

**REPUBLIC OF THE PHILIPPINES**  
Department of Health  
**National Center for Mental Health**  
Munoz St. Pateros, Manila

**CONSTRUCTION OF ANNO**  
EXPERIMENTAL @ PHILCO 13

DESIGNED BY: [Signature]  
CHECKED BY: [Signature]  
DATE: [Date]

APPROVED BY: [Signature]  
DATE: [Date]

PROJECT NO. [Number]  
DATE: [Date]

REVISIONS:

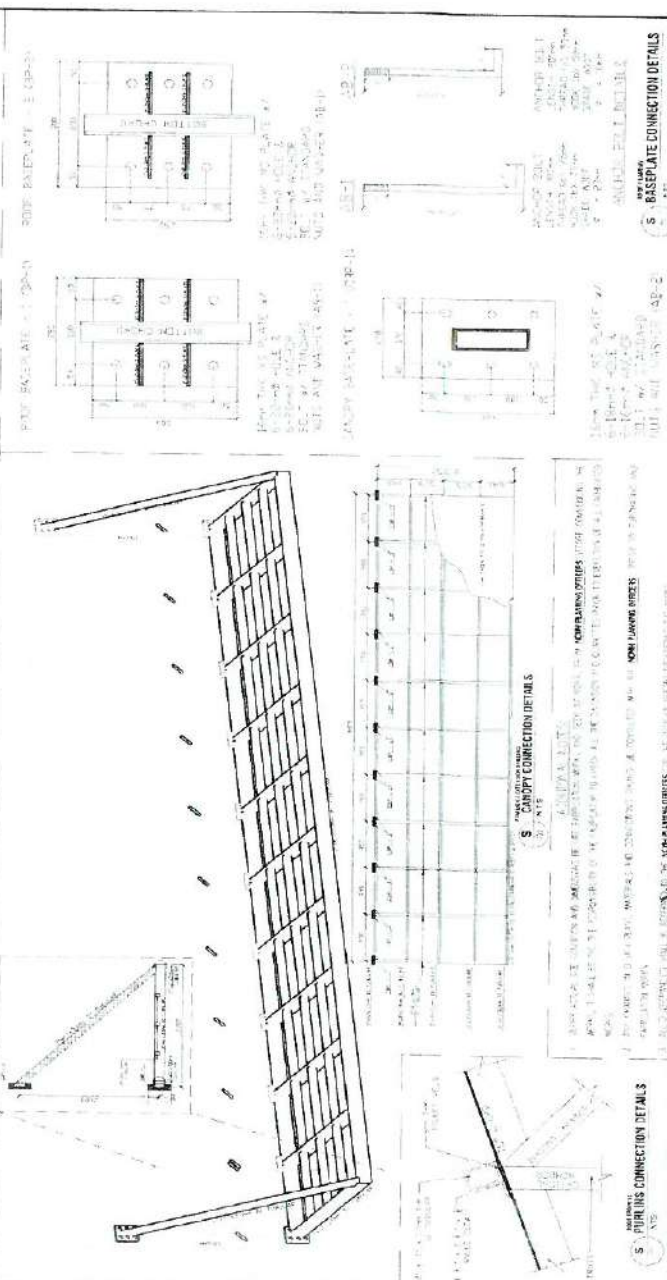
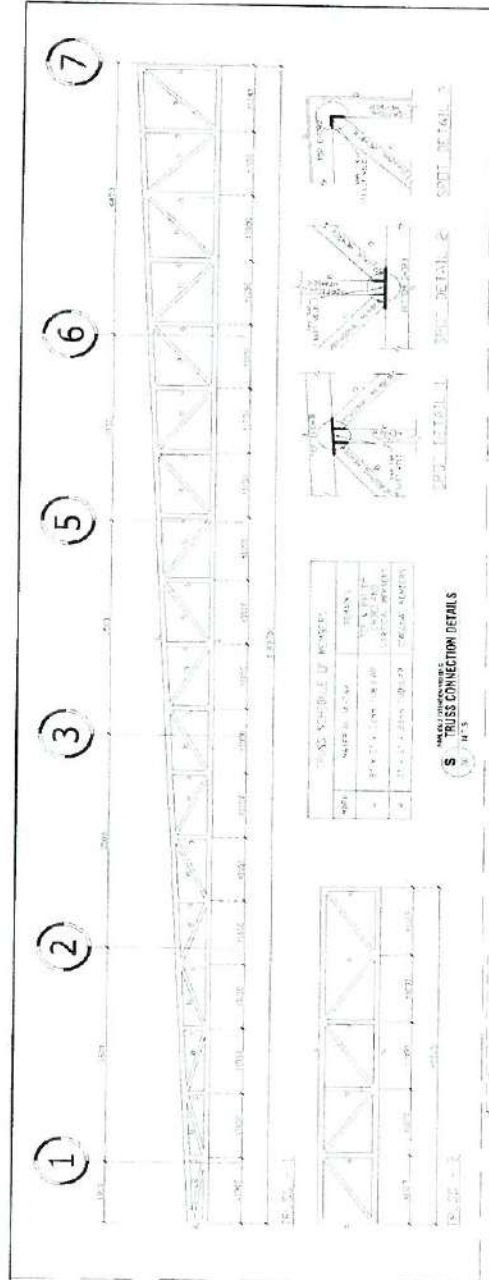

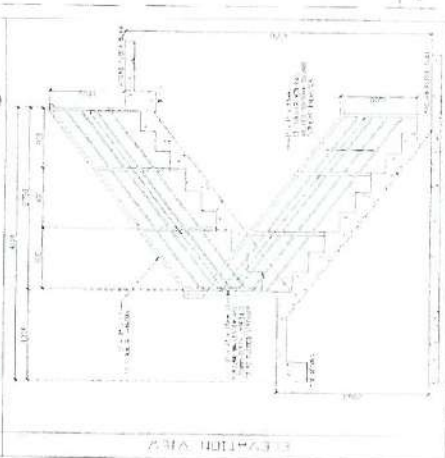
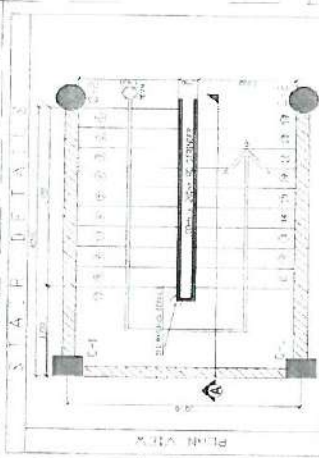
NO.	DESCRIPTION	DATE
1	ISSUED FOR PERMIT	1953

1953  
S 7  
13



**SCHEDULE OF MATERIALS**

NO.	DESCRIPTION	QUANTITY	UNIT	REMARKS
1	STEEL CHANNEL C-12	100	M	FOR TRUSS
2	STEEL CHANNEL C-10	100	M	FOR TRUSS
3	STEEL CHANNEL C-8	100	M	FOR TRUSS
4	STEEL CHANNEL C-6	100	M	FOR TRUSS
5	STEEL CHANNEL C-4	100	M	FOR TRUSS
6	STEEL CHANNEL C-3	100	M	FOR TRUSS
7	STEEL CHANNEL C-2	100	M	FOR TRUSS
8	STEEL CHANNEL C-1	100	M	FOR TRUSS
9	STEEL CHANNEL C-0	100	M	FOR TRUSS
10	STEEL CHANNEL C-0	100	M	FOR TRUSS





**REPUBLIC OF THE PHILIPPINES**  
Department of Health

**National Center for Mental Health**

News de Pedro Street, Suranggay Highway, Mandaluyong City

---

PROJECT TITLE: CONSTRUCTION OF WARD EXTENSION BUILDING @ PWLON 2

DESIGNED BY: [Signature]

CHECKED BY: [Signature]

DATE: [Date]

SCALE: 1/4" = 1'-0"

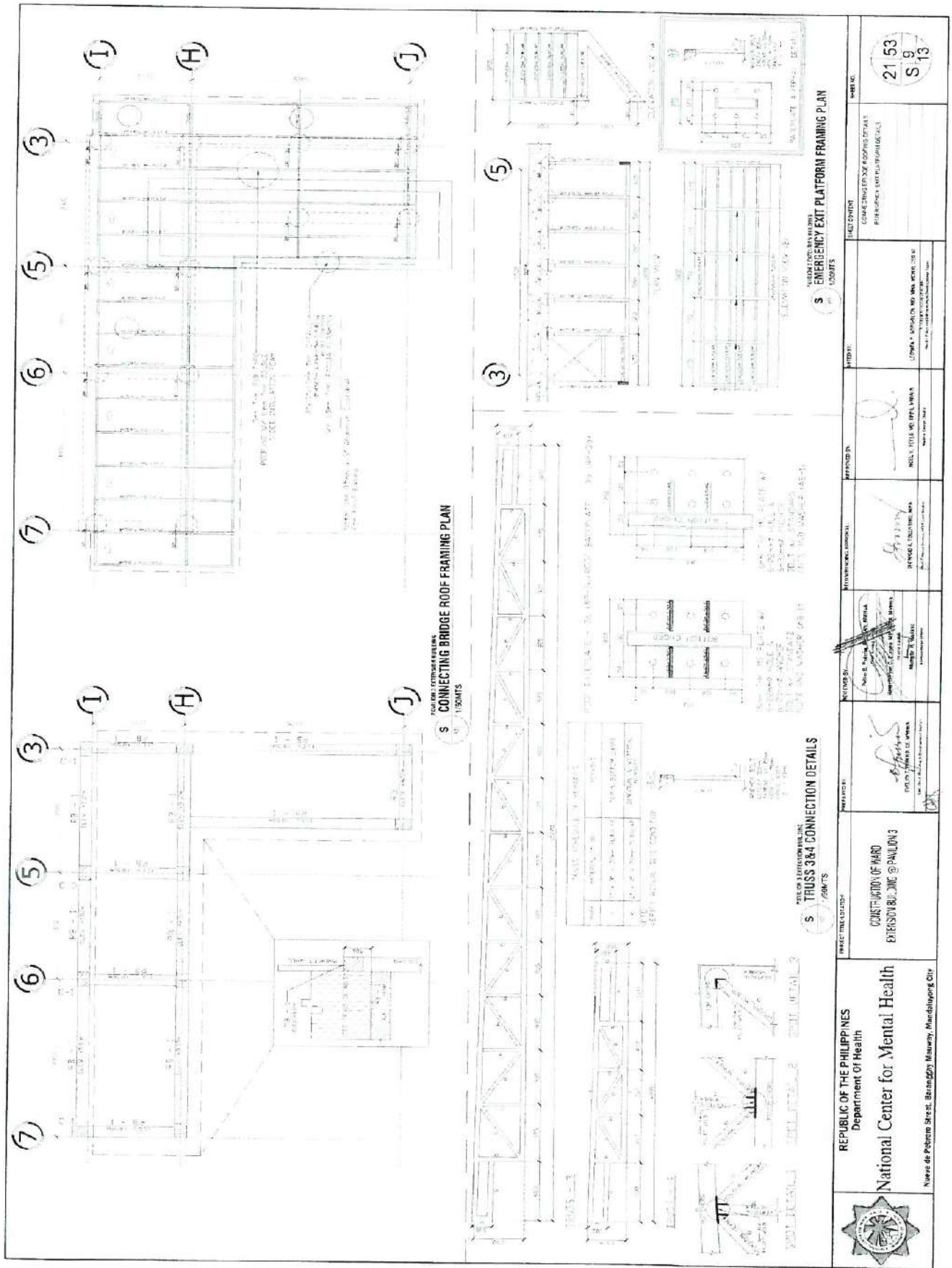
DATE OF ISSUE: [Date]

DATE OF REVISION: [Date]

REVISIONS:

NO.	DESCRIPTION	DATE
1	ISSUED FOR PERMITTING	[Date]
2	ISSUED FOR CONSTRUCTION	[Date]

20 53  
S 8  
13



FOR THE ARCHITECT'S REVIEW  
**S** CONNECTING BRIDGE ROOF FRAMING PLAN  
 1/20/21

FOR THE ARCHITECT'S REVIEW  
**S** TRUSS 384 CONNECTION DETAILS  
 2/26/21

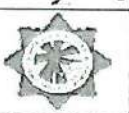
FOR THE ARCHITECT'S REVIEW  
**S** EMERGENCY EXIT PLATFORM FRAMING PLAN  
 1/20/21

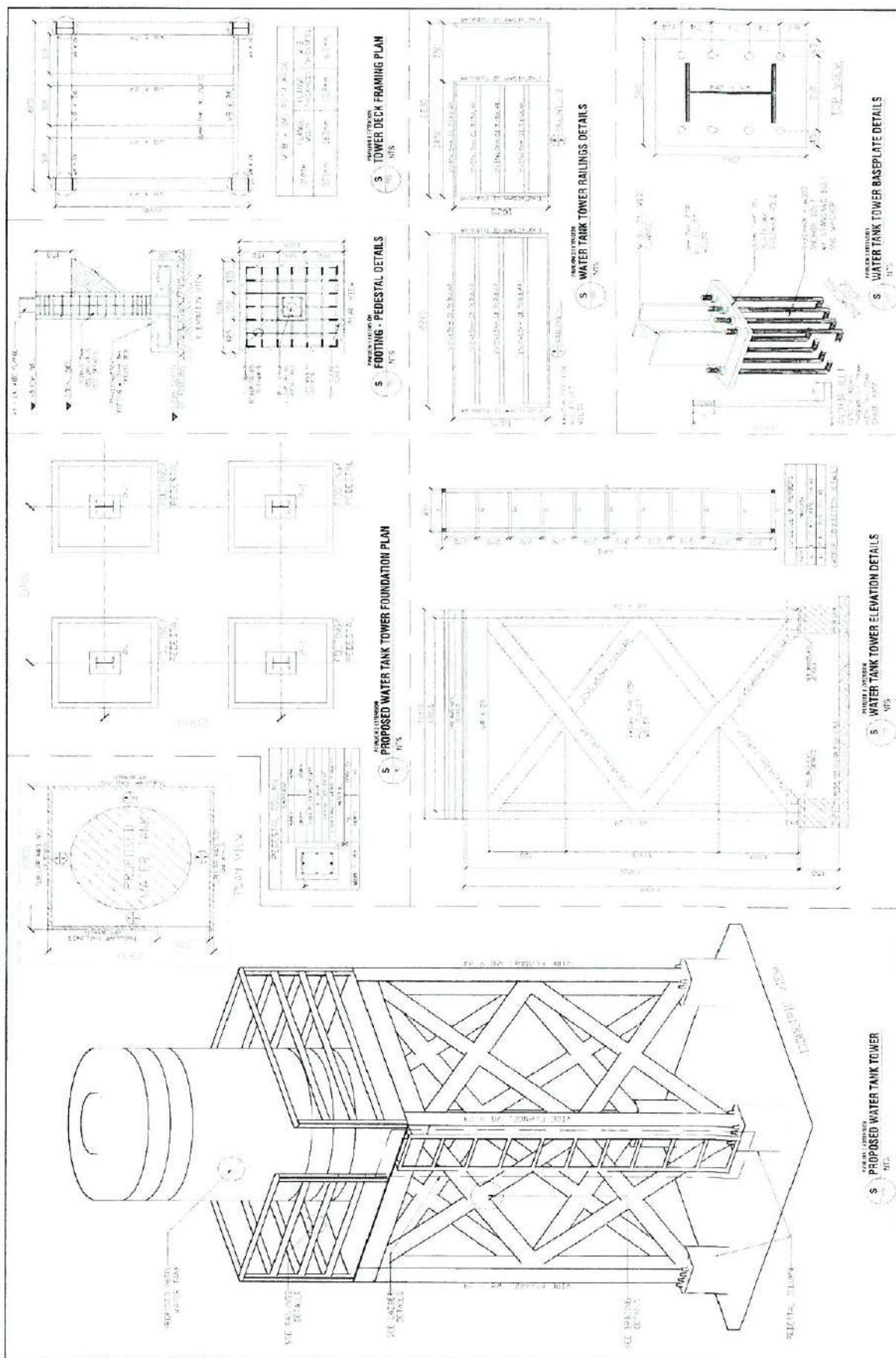
 <b>REPUBLIC OF THE PHILIPPINES</b> Department of Health <b>National Center for Mental Health</b> Nune de Peñero Street, Binangay Mainway, Marikina City	<b>CONSTRUCTION OF HARD</b> <b>ERECTOR/ENGINEER</b> @ PANLON J	<b>DESIGNED BY:</b> JOHN B. PANGALAN, PE, RINA REGISTERED PROFESSIONAL ENGINEER REGISTERED PROFESSIONAL ARCHITECT REGISTERED PROFESSIONAL SURVEYOR REGISTERED PROFESSIONAL CIVIL ENGINEER	<b>DESIGNED BY:</b> JOHN B. PANGALAN, PE, RINA REGISTERED PROFESSIONAL ENGINEER REGISTERED PROFESSIONAL ARCHITECT REGISTERED PROFESSIONAL SURVEYOR REGISTERED PROFESSIONAL CIVIL ENGINEER	<b>DESIGNED BY:</b> JOHN B. PANGALAN, PE, RINA REGISTERED PROFESSIONAL ENGINEER REGISTERED PROFESSIONAL ARCHITECT REGISTERED PROFESSIONAL SURVEYOR REGISTERED PROFESSIONAL CIVIL ENGINEER	<b>PROJECT NO.:</b> 2153 S 9 13
	<b>CONTRACT NO.:</b> 2153 S 9 13	<b>PROJECT NO.:</b> 2153 S 9 13	<b>PROJECT NO.:</b> 2153 S 9 13	<b>PROJECT NO.:</b> 2153 S 9 13	<b>PROJECT NO.:</b> 2153 S 9 13



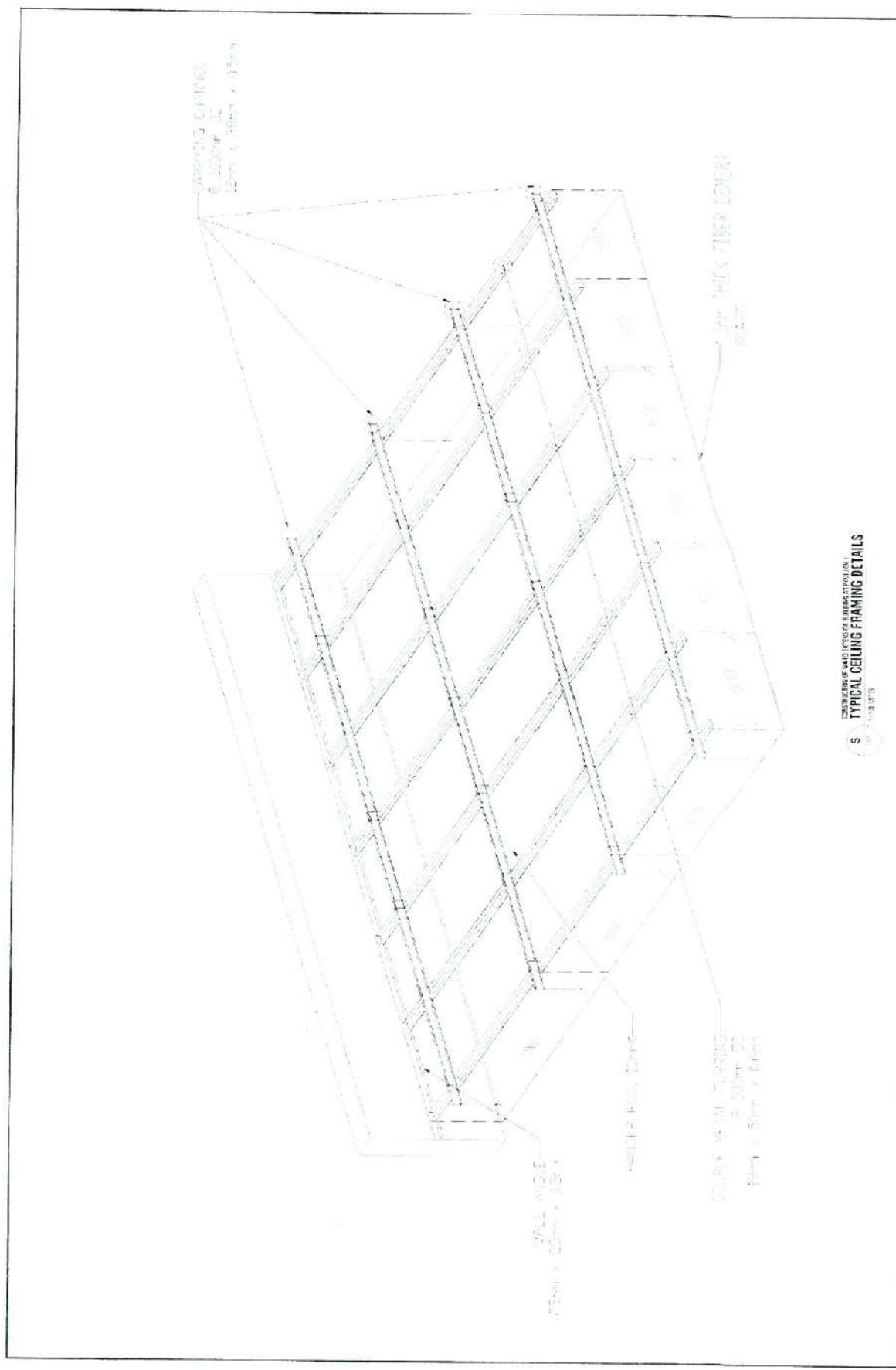
<p>REPUBLIC OF THE PHILIPPINES Department of Health <b>National Center for Mental Health</b> Nakas de Paredes Street, Bantigue, Marikina, Metro Manila, Philippines</p>	<p>PROJECT LOCATION CONSTRUCTION OF 4RD EXTENSION BUILDING @ PAVILION 3</p>	<p>DESIGNED BY [Signature] [Name] [Title]</p>	<p>CHECKED BY [Signature] [Name] [Title]</p>	<p>APPROVED BY [Signature] [Name] [Title]</p>	<p>DATE 22 53 S10 13</p>
	<p>PROJECT TITLE S FOUNDATION PLAN</p>	<p>PROJECT NO. [Number]</p>	<p>DATE OF ISSUE [Date]</p>	<p>DATE OF REVISION [Date]</p>	<p>DATE OF APPROVAL [Date]</p>



<p>ISOMETRIC VIEW GENERATOR SET HOUSING ISOMETRIC VIEW</p>	<p>FRONT VIEW GENERATOR SET HOUSING FRONT VIEW</p>	<p>RIGHT SIDE VIEW GENERATOR SET HOUSING RIGHT SIDE VIEW</p>	<p>LEFT SIDE VIEW GENERATOR SET HOUSING LEFT SIDE VIEW</p>
<p>ROOF FRAMING PLAN GENERATOR SET HOUSING ROOF FRAMING PLAN</p>	<p>FLOOR PLAN GENERATOR SET HOUSING FLOOR PLAN</p>	<p>REAR VIEW GENERATOR SET HOUSING REAR VIEW</p>	<p>   <b>REPUBLIC OF THE PHILIPPINES</b>          Department Of Health  <b>National Center for Mental Health</b>          Room 66 Robinson Street, Ermita, Manila, Metro Manila, Philippines       </p> <p>         PROJECT NO.: 100-100-100-100          PROJECT NAME: CONSTRUCTION OF 100-100-100-100 EXTENSION &amp; IMPROVEMENT          DRAWING NO.: 100-100-100-100          DATE: 10/10/2010          DESIGNED BY: [Signature]          CHECKED BY: [Signature]          APPROVED BY: [Signature]          PROJECT ENGINEER: [Signature]          ARCHITECT: [Signature]          DATE: 10/10/2010       </p> <p>         23 53          S 11          13       </p>



	<b>REPUBLIC OF THE PHILIPPINES</b> Department of Health <b>National Center for Mental Health</b> Mune St. Pichay Street, Barangay Pichay, Marikina City	PROJECT LOCATION: <b>CONSTRUCTION OF WARD          EXTENSION BUILDING @ PAMC13</b>	DESIGNED BY:  <b>ARIS AQUINO</b> PROJECT ARCHITECT	CHECKED BY:  <b>ARIS AQUINO</b> PROJECT ARCHITECT	DRAWING APPROVAL:  <b>ARIS AQUINO</b> PROJECT ARCHITECT	PROJECT NO.: <b>NOEL - PDCS 40 (PA) 00001</b> DATE: 08/20/2013	SHEET NO.: <b>2453</b> <b>S12</b> <b>13</b>
	PROJECT TITLE: <b>PROPOSED WATER TANK TOWER</b>	PROJECT NO.: <b>NOEL - PDCS 40 (PA) 00001</b>	SHEET NO.: <b>2453</b> <b>S12</b> <b>13</b>	SHEET TITLE: <b>WATER TANK TOWER BASEPLATE DETAILS</b>	SHEET NO.: <b>2453</b> <b>S12</b> <b>13</b>	PROJECT NO.: <b>NOEL - PDCS 40 (PA) 00001</b>	SHEET TITLE: <b>WATER TANK TOWER RAILINGS DETAILS</b>



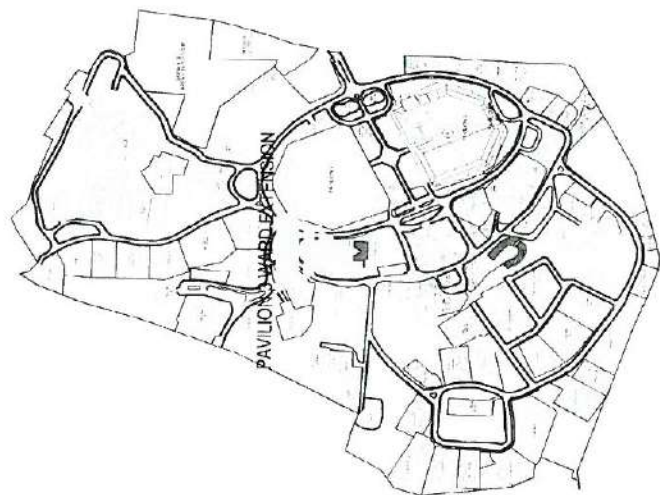
SECTION OF AND TYPES OF MEMBER PROFILES  
**S TYPICAL CEILING FRAMING DETAILS**  
 2013

	REPUBLIC OF THE PHILIPPINES Department Of Health <b>National Center for Mental Health</b> N. Ave. de Paredes Street, Ermita, Manila, Metro Manila, Philippines	PROJECT LOCATION DIVISION OF HEALTH SERVICES DIVISION OF MENTAL HEALTH SERVICES ERMITA BUILDING (PHILCOT)	ARCHITECT ARCHITECT'S OFFICE (Signature)	STRUCTURAL ENGINEER (Signature) ENGINEERING OFFICE (Signature)	PROJECT NO. (Signature) PROJECT NO. 2013-01-001	DATE 2013-01-01	DRAWN BY (Signature) DATE 2013-01-01	CHECKED BY (Signature) DATE 2013-01-01	APPROVED BY (Signature) DATE 2013-01-01	SHEET NO. 25 53 S 13 13
	TYPICAL CEILING FRAMING DETAILS									



### GENERAL NOTES & SPECIFICATIONS :

### NGMH VICINITY MAP:



1. ALL ELECTRICAL WORKS SHALL CONFORM WITH THE LATEST EDITION OF THE PHILIPPINE ELECTRICAL CODE, WITH THE REQUIREMENTS OF THE UTILITY COMPANY CONCERNED AND THE LOCAL GOVERNING GOVERNMENT AGENCY.
2. ALL WIRING METHODS SHALL BE DONE PVC PIPE FOR WALLS AND SLABS EXCEPT FOR SERVICE ENTRANCE WHICH SHALL BE DONE IN IMC.
3. THE MINIMUM SIZE FOR BRANCH CIRCUIT CONDUCTOR FOR LIGHTING AND POWER SHALL BE DONE 3.5MM<sup>2</sup> THIN COPPER IN 20 MM Ø PVC CONDUIT.
4. THE MOUNTING HEIGHTS SHALL BE AS FOLLOWS:  
 -300MM ABOVE FLOOR FINISH CONVENIENCE OUTLET LIGHTING SWITCHES  
 -1200MM ABOVE FLOOR FINISH LIGHTING SWITCHES  
 -1400MM ABOVE FLOOR FINISH PANEL BOARD
5. ALL JOINTS BETWEEN LENGTH OF CONDUIT BETWEEN CONDUIT AND COUPLING, FITTINGS SHALL BE SEALED AGAINST THE ADMISSION OF MOISTURE BY METHOD SUCH AS TAPING IN COMBINATION WITH INSULATING COMPOUND OR SEALING DEVICES
6. ALL CONVENIENCE OUTLETS MUST BE IN GROUNDING AND UNIVERSAL TYPE
7. ALL LIGHTING SYSTEM SHOULD BE LED AND WITH GROUNDING
8. ALL CIRCUIT BREAKER MUST BE BOLT TYPE.
9. SHARP BENDS IN THE CONDUCTORS SHALL BE AVOIDED. SPLICES AND TAPS SHALL BE MADE ONLY IN BOXES.
10. ONLY ONE SERVICE ENTRANCE SHALL ENTER THE BUILDING AS SHOWN ON THE PLAN.
11. ALL CONSTRUCTION AND INSTALLATION WORKS SHALL BE DONE IN THOROUGH AND WORKMANLIKE MANNER IN ACCORDANCE WITH THE PLANS AND SPECIFICATIONS AND CONSTRUCTION DRAWINGS
12. THE WORK THROUGHOUT SHALL BE EXECUTED IN THE BEST AND MOST THOROUGH MANNER.
13. THE OWNER/ENGINEER SHALL HAVE THE AUTHORITY TO REJECT ANY WORK AND MATERIALS WHICH IN THEIR JUDGMENT ARE NOT IN FULL ACCORDANCE OR DISAPPROVED.

LEGEND:

□	EV-DOUBLE TUBE
○	FI-SCALE TUBE
—	FM-FLIGHT
—	1G-1 GANG SWITCH
—	2G-2 GANG SWITCH
—	3G-3 GANG SWITCH
—	4W-4 WAY SWITCH
—	CO-CONDUIT
—	ED-EMERGENCY LIGHT OUTLET
—	EE-GROUNDING ELECTRODE
—	EF-CEILING FAN SWITCH
—	CF-CEILING FAN
—	EF-EMERST FAN
—	EF-EMERST FAN SWITCH
—	CF-CEILING EXHAUST FAN
—	CF-CEILING EXHAUST FAN SWITCH
—	PF-PANEL BOARD
—	CP-CABLE TRAY
—	PO-POWER LINE
—	FO-FOUR IN


### DRAWING INDEX :

- E1-VICINITY MAP DRAWING INDEX, GENERAL SPECIFICATIONS, LEGENDS
- E2-GROUND FLOOR LIGHTING LAY OUT
- E3-SECOND FLOOR LIGHTING LAY OUT
- E4-GROUND FLOOR POWERLINE LAY OUT
- E5-SECOND FLOOR POWERLINE LAY OUT
- E6-GROUND FLOOR AIR DISTRIBUTION SYSTEM LAY OUT
- E7-SECOND FLOOR AIR DISTRIBUTION SYSTEM LAY OUT
- E8-LOAD TABULATION & COMPUTATION, PANEL BOARD SINGLE LINE DIAGRAM, SHORT CIRCUIT COMPUTATION, VOLTAGE DROP COMPUTATION

REPUBLIC OF THE PHILIPPINES  
Department Of Health  
**National Center for Mental Health**  
New de Pinar Street, Barangay Malibay, Marikina City


PROJECT LOCATION:  
CONSTRUCTION OF WARD  
EXTENSION BUILDING @ PHILION 3

PREPARED BY: *[Signature]*  
CHECKED BY: *[Signature]*  
APPROVED BY: *[Signature]*  
DATE: 2023-11-15



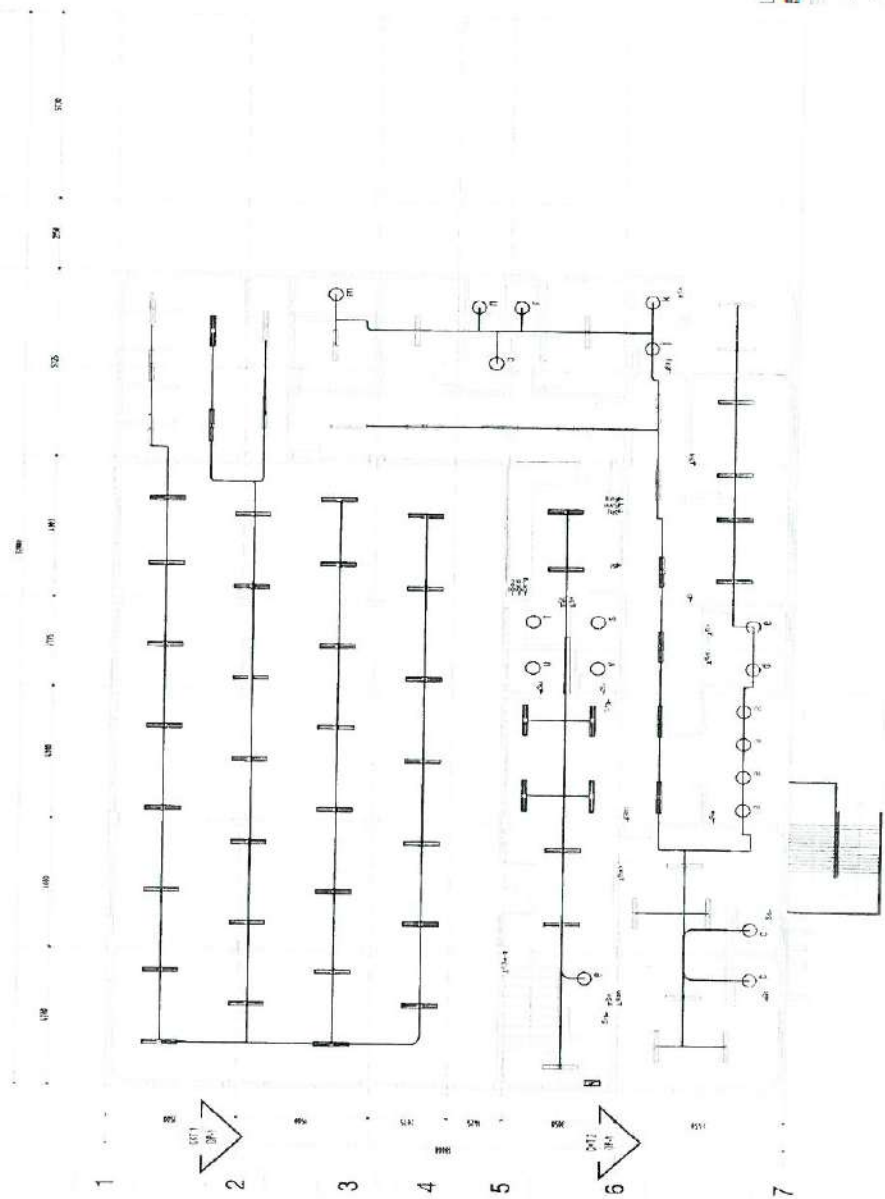
REPUBLIC OF THE PHILIPPINES  
Department Of Health  
**National Center for Mental Health**  
New de Pinar Street, Barangay Malibay, Marikina City

VICINITY MAP DRAWING INDEX  
GENERAL NOTES & SPECIFICATIONS  
LEGEND



DATE: 2023-11-15

A B C D E F G H I J



**LEGEND**

- POWER POLE
- SINGLE POLE
- LIGHT
- 1 GANG SWITCH
- 2 GANG SWITCH
- 3 GANG SWITCH
- 1 WAY SWITCH
- PANEL BOARD
- CIRCUIT HOME NUMBER
- HOME RUN
- POWER LINE
- BRANCHING ROD

FEMALE WARD EXTENSION BUILDING (450.00 SQM)  
**GROUND FLOOR LIGHTING LAYOUT**  
E 200 1:75M

**REPUBLIC OF THE PHILIPPINES**  
Department of Health  
**National Center for Mental Health**  
Newse de Pineda Street, Bonifacio, Marikina, Mandaluyong City

**CONSTRUCTION OF WARD EXTENSION BUILDING @ PHALON 3**

PROJECT NO. 103-10  
DATE: 10/10/2018

DESIGNED BY: *[Signature]*  
CHECKED BY: *[Signature]*  
DATE: 10/10/2018

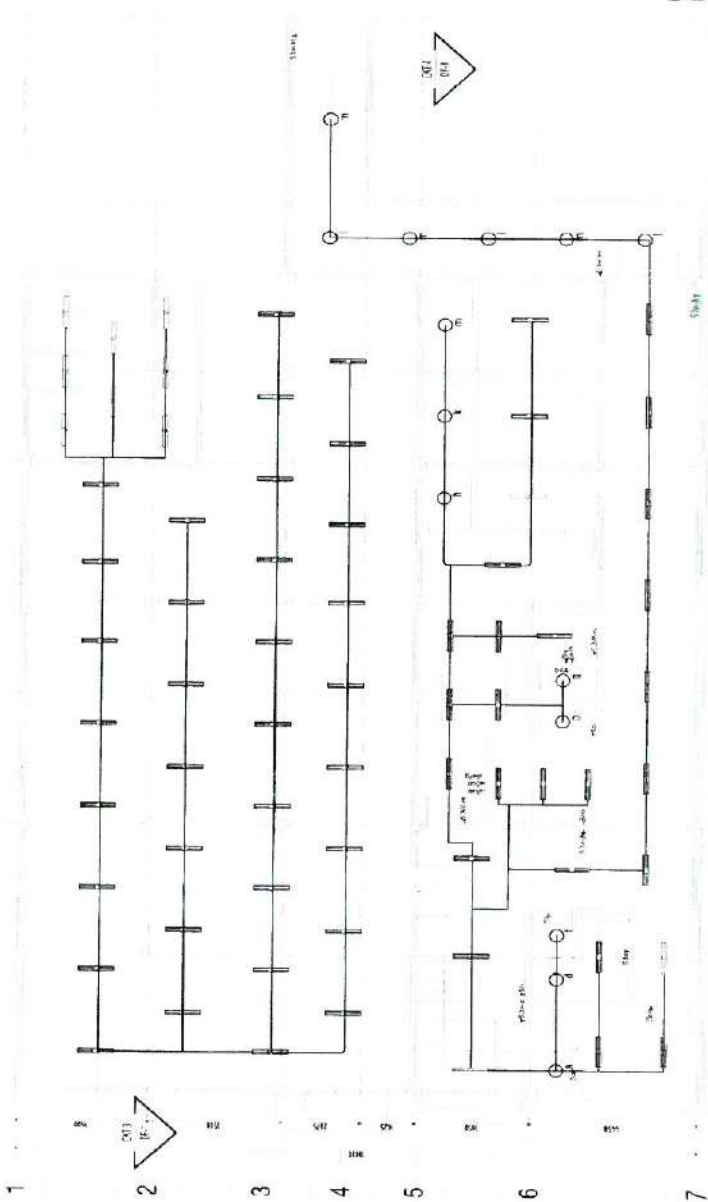
APPROVED BY: *[Signature]*  
DATE: 10/10/2018

**GROUND FLOOR LIGHTING LAYOUT**

SCALE: 1:75M

A B C D E F G H I J

100' 0" 100' 0" 100' 0" 100' 0" 100' 0" 100' 0" 100' 0" 100' 0" 100' 0" 100' 0" 100' 0" 100' 0"



- P- DOUBLE LINE
- F- SINGLE LINE
- FLIGHT
- 1 GANG SWITCH
- 2 GANG SWITCH
- 3 GANG SWITCH
- 3 WAY SWITCH
- PANEL BOARD
- CIRCUIT BREAKER
- F-OVER-BRK
- POWER LINE
- GROUNDED

**E**  
1:75M

FEMALE WARD EXTENSION/DWG. (500.00 SQ. M.)  
**SECOND FLOOR LIGHTING LAY OUT**

SHEET NO. 23/31

**SECOND FLOOR LIGHTING  
LAY OUT**

**REPUBLIC OF THE PHILIPPINES**  
Department of Health

**National Center for Mental Health**  
Mind Alonzo City

CONSULTANT OF WARD  
EXTENSION BUILDING @ PAULINA 3

DESIGNED BY: *[Signature]*  
CHECKED BY: *[Signature]*  
DRAWN BY: *[Signature]*  
PROJECT MANAGER: *[Signature]*

DATE: 09/23/2011  
SCALE: AS SHOWN

DATE OF COMPLETION: 10/10/2011

PROJECT NO. 100/2011

GENERAL CONTRACTOR: *[Signature]*

DATE OF APPROVAL: 09/23/2011

PROJECT NO. 100/2011

PROJECT MANAGER: *[Signature]*

CONSULTANT OF WARD

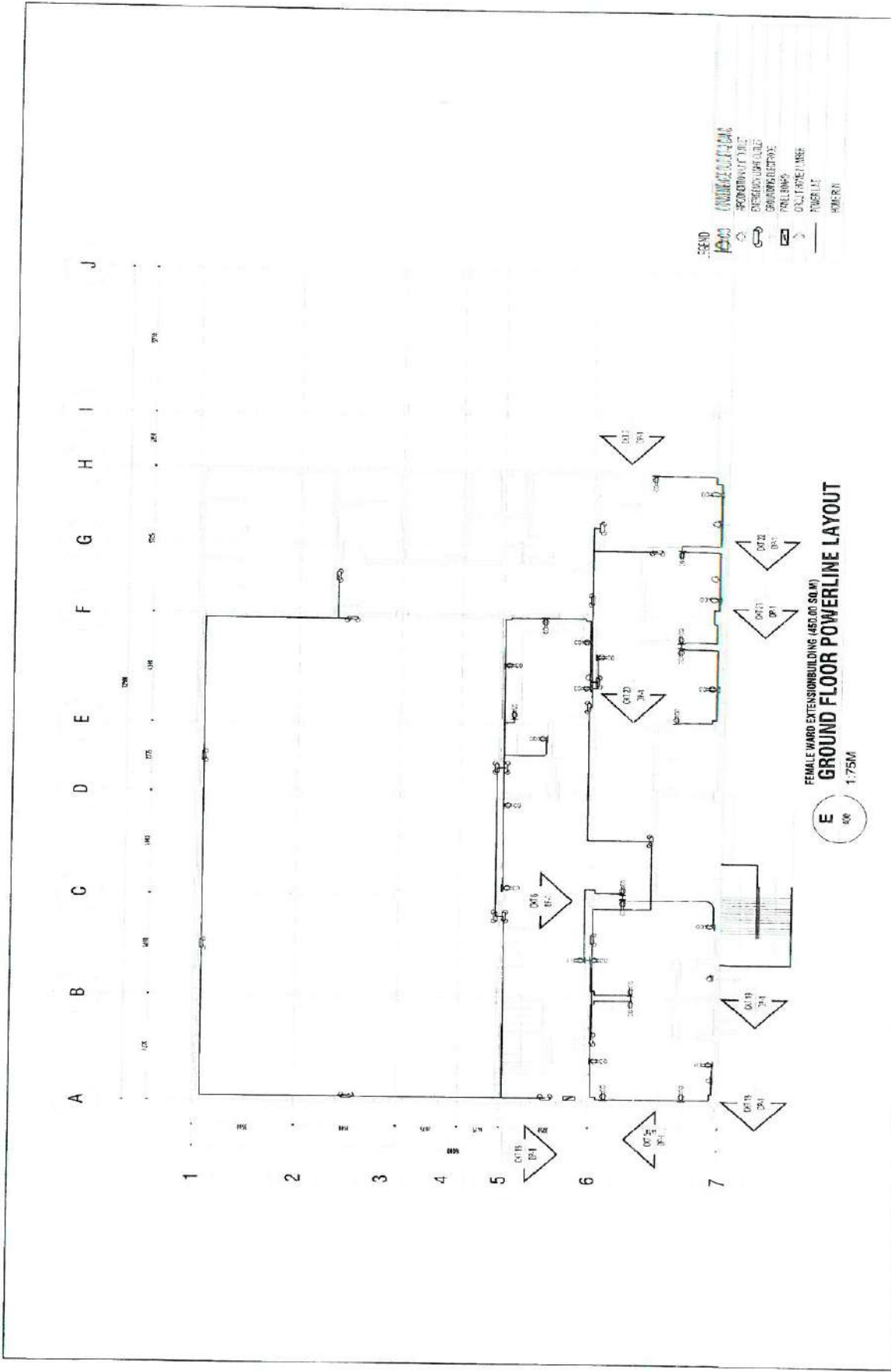
EXTENSION BUILDING @ PAULINA 3

DATE OF COMPLETION: 10/10/2011

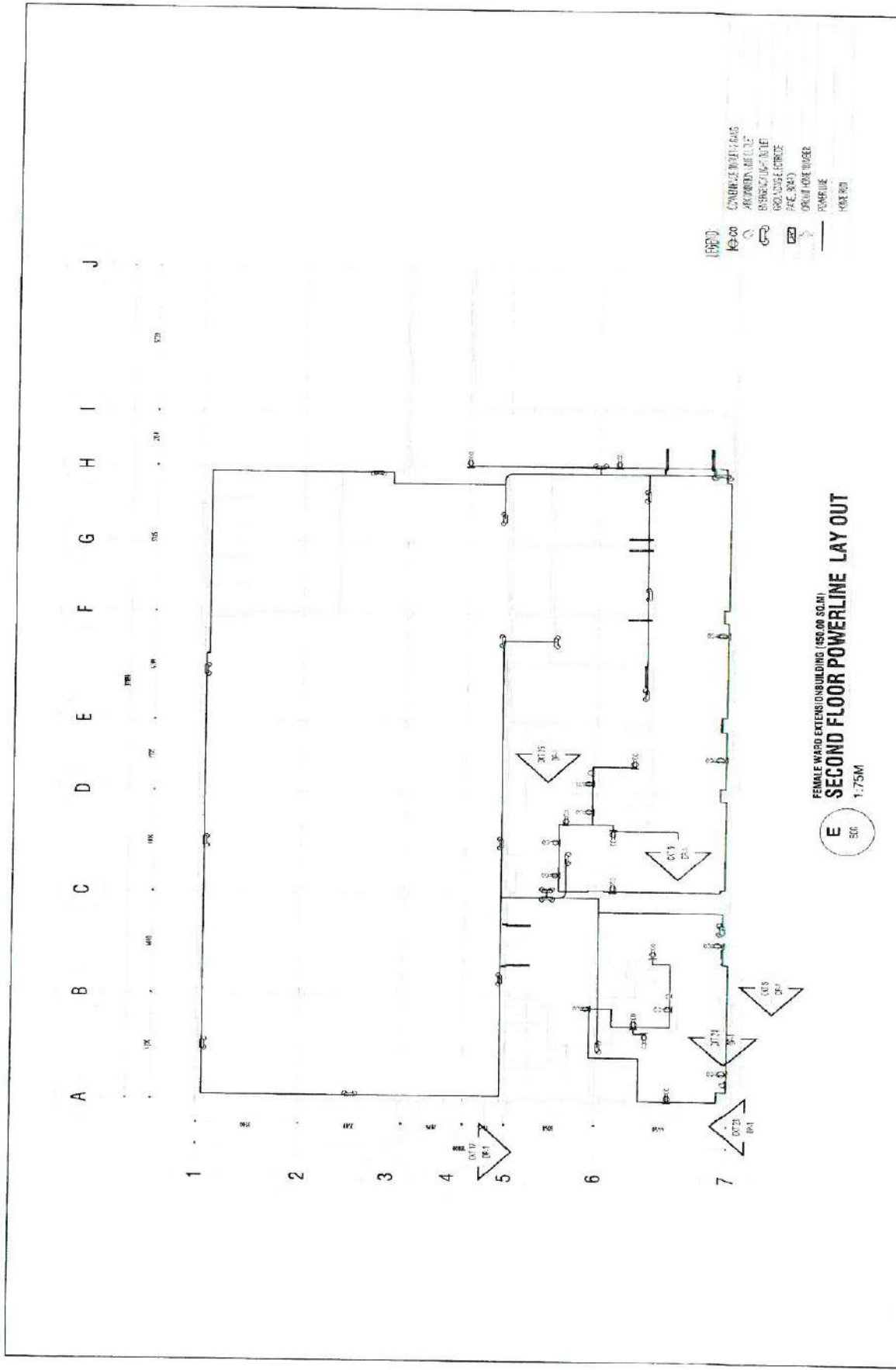
PROJECT NO. 100/2011

GENERAL CONTRACTOR: *[Signature]*





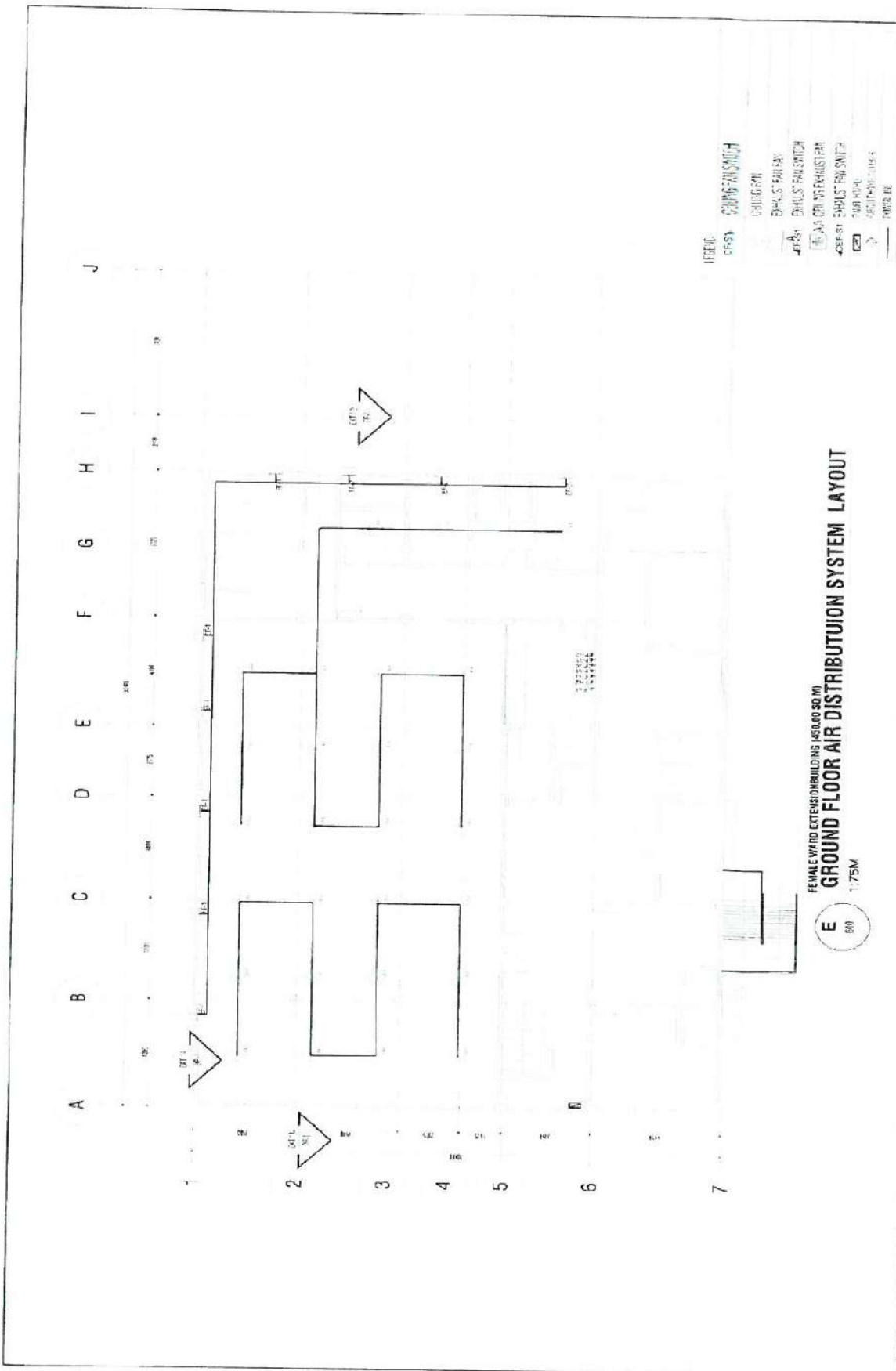
	<b>REPUBLIC OF THE PHILIPPINES</b> Department of Health <b>National Center for Mental Health</b> No. 65 P. O. Box 118, Alabang, Muntinlupa City	<b>PROJECT LOCATION:</b> CONSTRUCTION OF WARD EXPANSION BUILDING @ PMSI, DMC	<b>DESIGNED BY:</b> [Signature] ENGINEER IN CHARGE	<b>CHECKED BY:</b> [Signature] ARCHITECT	<b>APPROVED BY:</b> [Signature] PROJECT MANAGER	<b>DATE:</b> 11/13/2013	<b>SCALE:</b> 1:75M
	<b>PROJECT TITLE:</b> FEMALE WARD EXTENSION BUILDING (450.00 SQ M) <b>GROUND FLOOR POWERLINE LAYOUT</b>			<b>DESIGNED BY:</b> [Signature] ELECTRICAL ENGINEER		<b>DATE:</b> 11/13/2013	<b>SCALE:</b> 1:75M



FEMALE WARD EXTENSION BUILDING (450.00 SQ.M)  
**SECOND FLOOR POWERLINE LAY OUT**  
 E 1:75M

- CONCRETE DUCT/PLUMBING
- AIR CONDITIONING UNIT
- BROUCCING UNIT
- PROXIMITY SERVICE
- SAFE ROOM
- GROUND FLOOR RISER
- PANELLINE
- FLOOR FIN

	REPUBLIC OF THE PHILIPPINES Department of Health <b>National Center for Mental Health</b> Nueva de Pedro Street, Barangay Malibay, Mandaluyong City	PROJECT TITLE: EXTENSION OF WARD ERICSON BUILDING @ PAWLOM 3	PREPARED BY: <i>[Signature]</i> ENGINEER: <i>[Signature]</i> ARCHITECT: <i>[Signature]</i> ELECTRICAL ENGINEER: <i>[Signature]</i>	CHECKED BY: <i>[Signature]</i> SUPERVISOR: <i>[Signature]</i> PROJECT MANAGER: <i>[Signature]</i>	DATE: 12/12/2018 SHEET NO. 30/33
	SECOND FLOOR POWERLINE LAY OUT				

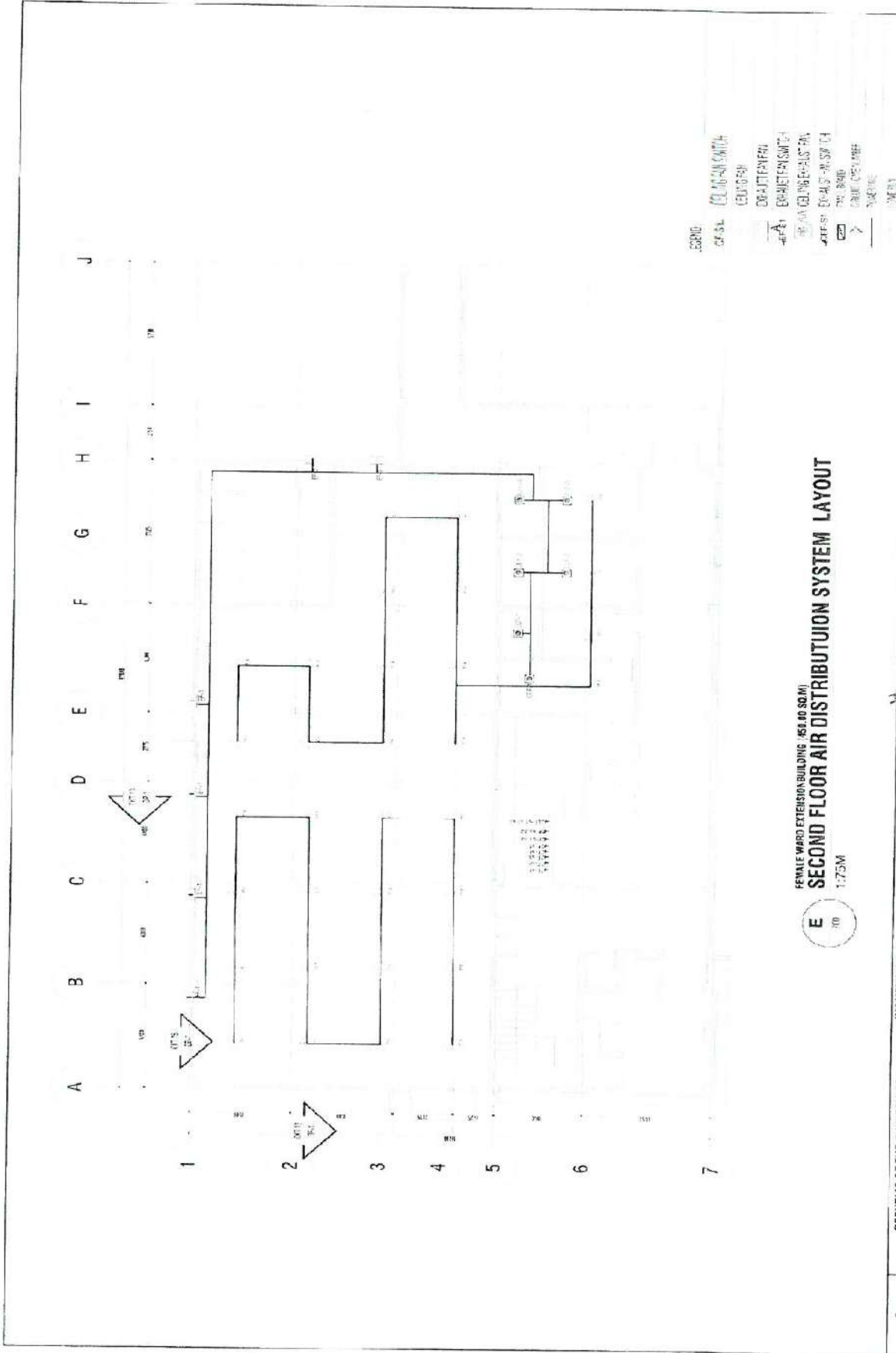


**FEMALE WARD EXTENSION BUILDINGS (450 AND 500 M)  
 GROUND FLOOR AIR DISTRIBUTION SYSTEM LAYOUT**  
 E 600 1:75M

- LEGEND**
- EXHAUST FAN SWITCH
  - SUPPLY REGISTER
  - EXHAUST FAN
  - EXHAUST FAN SWITCH
  - EXHAUST FAN SWITCH
  - EXHAUST FAN SWITCH
  - EXHAUST FAN SWITCH
  - EXHAUST FAN SWITCH
  - EXHAUST FAN SWITCH
  - EXHAUST FAN SWITCH
  - EXHAUST FAN SWITCH

 REPUBLIC OF THE PHILIPPINES Department Of Health <b>National Center for Mental Health</b> <small>406 B. Polonio Street, Barangay, Marikina, Marikina City</small>	CONSULTANT CONSTRUCTION OF 4500 EXISTING BUILDING @ PALONG	PROJECT MANAGER  PROJECT SUPERVISOR  ARCHITECT  ELECTRICAL ENGINEER 	REVIEWED APPROVED DATE: MAY 17 2017 PREPARED BY: JAY DELA CHECKED BY: JAY DELA DATE: MAY 17 2017	SHEET NO. NO. OF SHEETS PROJECT NO.
---	--	--	---	---





ENGINEER: RICHARD SMITH  
DRAWN BY: EDUARDO  
CHECKED BY: EDUARDO  
DATE: 05/17/2016  
PROJECT: FEMALE WARD EXTENSION - WARD 6A  
CLIENT: DOST/DOH

### FEMALE WARD EXTENSION BUILDING - (66.40 SQ.M) SECOND FLOOR AIR DISTRIBUTION SYSTEM LAYOUT 1:75M

E  
100

	REPUBLIC OF THE PHILIPPINES Department of Health	PROJECT TITLE: (A-1000)	DESIGNED BY: (A-1000)	APPROVED BY: (A-1000)	CHECKED BY: (A-1000)	DATE: 05/17/2016	SCALE: 1:75M	PROJECT NO.: (A-1000)	CLIENT: DOST/DOH
	National Center for Mental Health	CONSTRUCTION OF WARD EXTENSION BUILDING - PAULLING	PROJECT NO.: (A-1000)	DESIGNED BY: (A-1000)	APPROVED BY: (A-1000)	CHECKED BY: (A-1000)	DATE: 05/17/2016	PROJECT NO.: (A-1000)	CLIENT: DOST/DOH

**LOAD TABULATION & COMPUTATION**

NO.	DESCRIPTION	NO. OF RECEPTACLES	TYPE	LOADS	UNIT	REMARKS	UNIT
1	GENERAL ILLUMINATION	11	150W	1650W	1.65 kW	1.65 kW	1.65 kW
2	RECEPTACLES	11	150W	1650W	1.65 kW	1.65 kW	1.65 kW
3	RECEPTACLES	11	150W	1650W	1.65 kW	1.65 kW	1.65 kW
4	RECEPTACLES	11	150W	1650W	1.65 kW	1.65 kW	1.65 kW
5	RECEPTACLES	11	150W	1650W	1.65 kW	1.65 kW	1.65 kW
6	RECEPTACLES	11	150W	1650W	1.65 kW	1.65 kW	1.65 kW
7	RECEPTACLES	11	150W	1650W	1.65 kW	1.65 kW	1.65 kW
8	RECEPTACLES	11	150W	1650W	1.65 kW	1.65 kW	1.65 kW
9	RECEPTACLES	11	150W	1650W	1.65 kW	1.65 kW	1.65 kW
10	RECEPTACLES	11	150W	1650W	1.65 kW	1.65 kW	1.65 kW
11	RECEPTACLES	11	150W	1650W	1.65 kW	1.65 kW	1.65 kW
12	RECEPTACLES	11	150W	1650W	1.65 kW	1.65 kW	1.65 kW
13	RECEPTACLES	11	150W	1650W	1.65 kW	1.65 kW	1.65 kW
14	RECEPTACLES	11	150W	1650W	1.65 kW	1.65 kW	1.65 kW
15	RECEPTACLES	11	150W	1650W	1.65 kW	1.65 kW	1.65 kW
16	RECEPTACLES	11	150W	1650W	1.65 kW	1.65 kW	1.65 kW
17	RECEPTACLES	11	150W	1650W	1.65 kW	1.65 kW	1.65 kW
18	RECEPTACLES	11	150W	1650W	1.65 kW	1.65 kW	1.65 kW
19	RECEPTACLES	11	150W	1650W	1.65 kW	1.65 kW	1.65 kW
20	RECEPTACLES	11	150W	1650W	1.65 kW	1.65 kW	1.65 kW
21	RECEPTACLES	11	150W	1650W	1.65 kW	1.65 kW	1.65 kW
22	RECEPTACLES	11	150W	1650W	1.65 kW	1.65 kW	1.65 kW
23	RECEPTACLES	11	150W	1650W	1.65 kW	1.65 kW	1.65 kW
24	RECEPTACLES	11	150W	1650W	1.65 kW	1.65 kW	1.65 kW
25	RECEPTACLES	11	150W	1650W	1.65 kW	1.65 kW	1.65 kW
26	RECEPTACLES	11	150W	1650W	1.65 kW	1.65 kW	1.65 kW
27	RECEPTACLES	11	150W	1650W	1.65 kW	1.65 kW	1.65 kW
28	RECEPTACLES	11	150W	1650W	1.65 kW	1.65 kW	1.65 kW
29	RECEPTACLES	11	150W	1650W	1.65 kW	1.65 kW	1.65 kW
30	RECEPTACLES	11	150W	1650W	1.65 kW	1.65 kW	1.65 kW
31	RECEPTACLES	11	150W	1650W	1.65 kW	1.65 kW	1.65 kW
32	RECEPTACLES	11	150W	1650W	1.65 kW	1.65 kW	1.65 kW
33	RECEPTACLES	11	150W	1650W	1.65 kW	1.65 kW	1.65 kW
34	RECEPTACLES	11	150W	1650W	1.65 kW	1.65 kW	1.65 kW
35	RECEPTACLES	11	150W	1650W	1.65 kW	1.65 kW	1.65 kW
36	RECEPTACLES	11	150W	1650W	1.65 kW	1.65 kW	1.65 kW
37	RECEPTACLES	11	150W	1650W	1.65 kW	1.65 kW	1.65 kW
38	RECEPTACLES	11	150W	1650W	1.65 kW	1.65 kW	1.65 kW
39	RECEPTACLES	11	150W	1650W	1.65 kW	1.65 kW	1.65 kW
40	RECEPTACLES	11	150W	1650W	1.65 kW	1.65 kW	1.65 kW
41	RECEPTACLES	11	150W	1650W	1.65 kW	1.65 kW	1.65 kW
42	RECEPTACLES	11	150W	1650W	1.65 kW	1.65 kW	1.65 kW
43	RECEPTACLES	11	150W	1650W	1.65 kW	1.65 kW	1.65 kW
44	RECEPTACLES	11	150W	1650W	1.65 kW	1.65 kW	1.65 kW
45	RECEPTACLES	11	150W	1650W	1.65 kW	1.65 kW	1.65 kW
46	RECEPTACLES	11	150W	1650W	1.65 kW	1.65 kW	1.65 kW
47	RECEPTACLES	11	150W	1650W	1.65 kW	1.65 kW	1.65 kW
48	RECEPTACLES	11	150W	1650W	1.65 kW	1.65 kW	1.65 kW
49	RECEPTACLES	11	150W	1650W	1.65 kW	1.65 kW	1.65 kW
50	RECEPTACLES	11	150W	1650W	1.65 kW	1.65 kW	1.65 kW
51	RECEPTACLES	11	150W	1650W	1.65 kW	1.65 kW	1.65 kW
52	RECEPTACLES	11	150W	1650W	1.65 kW	1.65 kW	1.65 kW
53	RECEPTACLES	11	150W	1650W	1.65 kW	1.65 kW	1.65 kW
54	RECEPTACLES	11	150W	1650W	1.65 kW	1.65 kW	1.65 kW
55	RECEPTACLES	11	150W	1650W	1.65 kW	1.65 kW	1.65 kW
56	RECEPTACLES	11	150W	1650W	1.65 kW	1.65 kW	1.65 kW
57	RECEPTACLES	11	150W	1650W	1.65 kW	1.65 kW	1.65 kW
58	RECEPTACLES	11	150W	1650W	1.65 kW	1.65 kW	1.65 kW
59	RECEPTACLES	11	150W	1650W	1.65 kW	1.65 kW	1.65 kW
60	RECEPTACLES	11	150W	1650W	1.65 kW	1.65 kW	1.65 kW
61	RECEPTACLES	11	150W	1650W	1.65 kW	1.65 kW	1.65 kW
62	RECEPTACLES	11	150W	1650W	1.65 kW	1.65 kW	1.65 kW
63	RECEPTACLES	11	150W	1650W	1.65 kW	1.65 kW	1.65 kW
64	RECEPTACLES	11	150W	1650W	1.65 kW	1.65 kW	1.65 kW
65	RECEPTACLES	11	150W	1650W	1.65 kW	1.65 kW	1.65 kW
66	RECEPTACLES	11	150W	1650W	1.65 kW	1.65 kW	1.65 kW
67	RECEPTACLES	11	150W	1650W	1.65 kW	1.65 kW	1.65 kW
68	RECEPTACLES	11	150W	1650W	1.65 kW	1.65 kW	1.65 kW
69	RECEPTACLES	11	150W	1650W	1.65 kW	1.65 kW	1.65 kW
70	RECEPTACLES	11	150W	1650W	1.65 kW	1.65 kW	1.65 kW
71	RECEPTACLES	11	150W	1650W	1.65 kW	1.65 kW	1.65 kW
72	RECEPTACLES	11	150W	1650W	1.65 kW	1.65 kW	1.65 kW
73	RECEPTACLES	11	150W	1650W	1.65 kW	1.65 kW	1.65 kW
74	RECEPTACLES	11	150W	1650W	1.65 kW	1.65 kW	1.65 kW
75	RECEPTACLES	11	150W	1650W	1.65 kW	1.65 kW	1.65 kW
76	RECEPTACLES	11	150W	1650W	1.65 kW	1.65 kW	1.65 kW
77	RECEPTACLES	11	150W	1650W	1.65 kW	1.65 kW	1.65 kW
78	RECEPTACLES	11	150W	1650W	1.65 kW	1.65 kW	1.65 kW
79	RECEPTACLES	11	150W	1650W	1.65 kW	1.65 kW	1.65 kW
80	RECEPTACLES	11	150W	1650W	1.65 kW	1.65 kW	1.65 kW
81	RECEPTACLES	11	150W	1650W	1.65 kW	1.65 kW	1.65 kW
82	RECEPTACLES	11	150W	1650W	1.65 kW	1.65 kW	1.65 kW
83	RECEPTACLES	11	150W	1650W	1.65 kW	1.65 kW	1.65 kW
84	RECEPTACLES	11	150W	1650W	1.65 kW	1.65 kW	1.65 kW
85	RECEPTACLES	11	150W	1650W	1.65 kW	1.65 kW	1.65 kW
86	RECEPTACLES	11	150W	1650W	1.65 kW	1.65 kW	1.65 kW
87	RECEPTACLES	11	150W	1650W	1.65 kW	1.65 kW	1.65 kW
88	RECEPTACLES	11	150W	1650W	1.65 kW	1.65 kW	1.65 kW
89	RECEPTACLES	11	150W	1650W	1.65 kW	1.65 kW	1.65 kW
90	RECEPTACLES	11	150W	1650W	1.65 kW	1.65 kW	1.65 kW
91	RECEPTACLES	11	150W	1650W	1.65 kW	1.65 kW	1.65 kW
92	RECEPTACLES	11	150W	1650W	1.65 kW	1.65 kW	1.65 kW
93	RECEPTACLES	11	150W	1650W	1.65 kW	1.65 kW	1.65 kW
94	RECEPTACLES	11	150W	1650W	1.65 kW	1.65 kW	1.65 kW
95	RECEPTACLES	11	150W	1650W	1.65 kW	1.65 kW	1.65 kW
96	RECEPTACLES	11	150W	1650W	1.65 kW	1.65 kW	1.65 kW
97	RECEPTACLES	11	150W	1650W	1.65 kW	1.65 kW	1.65 kW
98	RECEPTACLES	11	150W	1650W	1.65 kW	1.65 kW	1.65 kW
99	RECEPTACLES	11	150W	1650W	1.65 kW	1.65 kW	1.65 kW
100	RECEPTACLES	11	150W	1650W	1.65 kW	1.65 kW	1.65 kW

COMPUTATION OF LOAD & TABULATION

$I = \frac{P}{V}$   
 $I = \frac{1650W}{240V} = 6.875A$   
 $I = 6.875A$

**VOLTAGE DROP COMPUTATION**


$VD = \sqrt{I^2 R + 2 I X_L}$   
 $VD = \sqrt{6.875^2 \times 0.002 + 2 \times 6.875 \times 0.01}$   
 $VD = 0.137V$

$\%VD = \frac{VD}{V} \times 100$   
 $\%VD = \frac{0.137}{240} \times 100 = 0.57\%$

**SHORT CIRCUIT ANALYSIS**

$I_{SC} = \frac{V}{Z}$   
 $I_{SC} = \frac{240V}{0.035\Omega} = 6857.14A$

$I_{SC} = 6857.14A$



**VOLTAGE DROP COMPUTATION**


$VD = \sqrt{I^2 R + 2 I X_L}$   
 $VD = \sqrt{305.32^2 \times 0.002 + 2 \times 305.32 \times 0.01}$   
 $VD = 2.48V$

$\%VD = \frac{VD}{V} \times 100$   
 $\%VD = \frac{2.48}{240} \times 100 = 1.03\%$

**SHORT CIRCUIT ANALYSIS**

$I_{SC} = \frac{V}{Z}$   
 $I_{SC} = \frac{240V}{0.035\Omega} = 6857.14A$

$I_{SC} = 6857.14A$



**VOLTAGE DROP COMPUTATION**


$VD = \sqrt{I^2 R + 2 I X_L}$   
 $VD = \sqrt{305.32^2 \times 0.002 + 2 \times 305.32 \times 0.01}$   
 $VD = 2.48V$

$\%VD = \frac{VD}{V} \times 100$   
 $\%VD = \frac{2.48}{240} \times 100 = 1.03\%$

**SHORT CIRCUIT ANALYSIS**

$I_{SC} = \frac{V}{Z}$   
 $I_{SC} = \frac{240V}{0.035\Omega} = 6857.14A$

$I_{SC} = 6857.14A$



REPUBLIC OF THE PHILIPPINES  
 Department of Health  
**National Center for Mental Health**  
 Construction of Ward Expansion Building & Pavilion  
 No. 1010 Alibon Street, Barangay 107, Marikina City

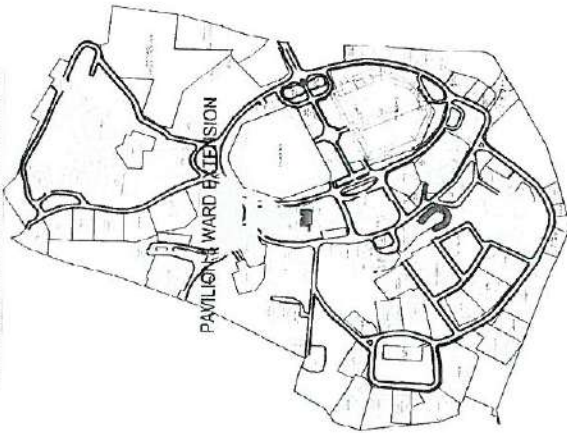
PROJECT ENGINEER: [Signature]  
 CHECKED BY: [Signature]  
 DRAWN BY: [Signature]

PROJECT NO. 1501  
 SHEET NO. 1501

LOAD COMPUTATION & INSULATION  
 PANEL BOARD SINGLE LINE DIAGRAM  
 SHORT CIRCUIT COMPUTATION  
 VOLTAGE DROP COMPUTATION

1:50  
 1:50

NCMH VICINITY MAP:



PLUMBING GENERAL NOTES

ALL PLUMBING WORKS INCLUDED HEREIN SHALL BE EXECUTED ACCORDING TO THE PROVISIONS OF THE NATIONAL PLUMBING CODE OF THE PHILIPPINES AND THE LOCAL RULES AND REGULATIONS.

A. VERTICAL PIPING

1. PLASTIC PIPE - SHALL BE SUPPORTED AT EVERY - (1) METER INTERVAL.

B. HORIZONTAL PIPING

1. PLASTIC PIPE - SHALL BE SUPPORTED BY STEEL METAL BACKING HANGERS IN ITS ENTIRE LENGTH FOR SMALL SIZE TUBING UP TO 38mm DIAMETER AND WITHOUT BRACKETS BUT WITH SPACED METAL HANGERS AT APPROVED FOR LARGER-SIZE TUBING.

C. PLUMBING FIXTURES

1. PLUMBING FIXTURE SHALL BE MANUFACTURED OF DENSE, DURABLE, NON-ABSORBENT MATERIALS AND HAVE SMOOTH, IMPERVIOUS SURFACES, FREE FROM UNNECESSARY CONCEALED FOULING SURFACES, EXCEPT AS PERMITTED ELSEWHERE IN THIS CODE. ALL FIXTURE SHALL CONFORM IN QUALITY AND NATIONAL RECOGNIZED APPLICABLE STANDARDS.

WATER SUPPLY

1. EACH PLUMBING FIXTURE SHALL BE APPROVED WITH AN ADEQUATE SUPPLY OF POTABLE RUNNING WATER, SO ARRANGED AS TO FILL AND KEEP SAME IN CLEAN AND HEALTHFUL CONDITIONS WITHOUT DANGER OF BACKFLOW OR CROSS-CONNECTION.

D. SEWERING

1. DRAINAGE PIPING SHALL BE PROVIDED WITH APPROVED ELBOW FITTINGS FOR FIXTURE CONNECTIONS, CORRECTLY LOCATED ACCORDING TO THE SIZE AND TYPE OF FIXTURE PROPOSED TO BE CONNECTED.

2. CHANGE IN DIRECTION OF DRAINAGE PIPING SHALL BE MADE BY THE APPROPRIATE USE OF APPROVED FITTINGS AND SHALL BE OF THE ANGLES PRESCRIBED BY A 22 1/2 DEGREES OR 1/8 BEND, 45 DEGREES OR 1/8 BEND AND 90 DEGREES OR 1/6 BEND OR OTHER APPROVED FITTINGS.

P PLUMBING GENERAL NOTES

E. INDIRECT WASTE

1. NO EVAPORATIVE COOLER, OR SIMILAR AIR CONDITIONING EQUIPMENT SHALL HAVE ANY DRAIN PIPE IN CONNECTION THEREWITH DIRECTLY CONNECTED TO ANY SOIL, WASTE AND VENT PIPE. SUCH EQUIPMENT SHALL BE DRAINAGE BY MEANS OF INDIRECT WASTE PIPES AND ALL WASTES DRAINAGE BY THEM SHALL DISCHARGE THROUGH AN AIRBREAK INTO AN OPEN FLOOR SINK OR OTHER APPROVED TYPE RECEPTOR PROPERLY CONNECTED TO THE DRAINAGE SYSTEM.

F. VENT PIPES

1. EACH PLUMBING FIXTURE TRAP, EXCEPT AS OTHERWISE PROVIDED IN THIS CODE, SHALL BE PROTECTED AGAINST SUCTION AND BACK-PRESSURE, AND CIRCULATION SHALL BE ASSURED THROUGHOUT ALL PARTS OF THE EXCRETA DRAINAGE SYSTEM BY MEANS OF VENT PIPES.

2. ALL VENT PIPES SHALL EXTEND UNDIMINISHED IN SIZE ABOVE THE ROOF SHALL BE RECONNECTED WITH THE SOIL OR WASTE STACK VENT OF PROPER SIZE AT A POINT BELOW THE ROOF. THE VENT THROUGH THE ROOF (USTP) SHALL INCREASE ONE (1) PIPE SIZE ABOVE.

G. STORM DRAINAGE

1. STORM DRAINAGE SHALL BE PROVIDED FOR ROOF AREAS, COURTS AND COURTYARDS TO COLLECT STORM WATER AND DISCHARGE THE STORMWATER TO AN APPROVED POINT OF DISPOSAL NOT IN CONFLICT WITH OTHER ORDINANCES OR REGULATIONS.

H. HANGERS AND SUPPORT

1. PIPES SHALL BE SUPPORTED AT SUFFICIENTLY CLOSE INTERVALS TO KEEP THEM IN ALIGNMENT AND PREVENT SAGGING.

MATERIAL SPECIFICATIONS

COLD WATERLINE SHALL BE POLYPROPYLENE RANDWV CO-DIMENSION TYPE 3 SEW-PLINE SHALL BE UNPLASTICIZED POLYVINYL CHLORIDE (UPVC SERIES) VENT PIPES.

STORM DRAINAGE

LABORATORY SHALL BE HIGH DENSITY POLYETHYLENE (HDPE PR16)

Table with 2 columns: SYMBOL, DESCRIPTION. It lists plumbing symbols for various components like water supply, vent pipes, and fixtures.

P PLUMBING LEGENDS



REPUBLIC OF THE PHILIPPINES Department of Health

National Center for Mental Health

Nueva de Patro Street, Bannang, Marikina City

PROJECT TITLE LOCATION CONSTRUCTION WORK EXTENSION BUILDING @ PAVILION

APPROVED BY: [Signature] PROJECT ENGINEER DATE: [Signature] DATE: [Signature]

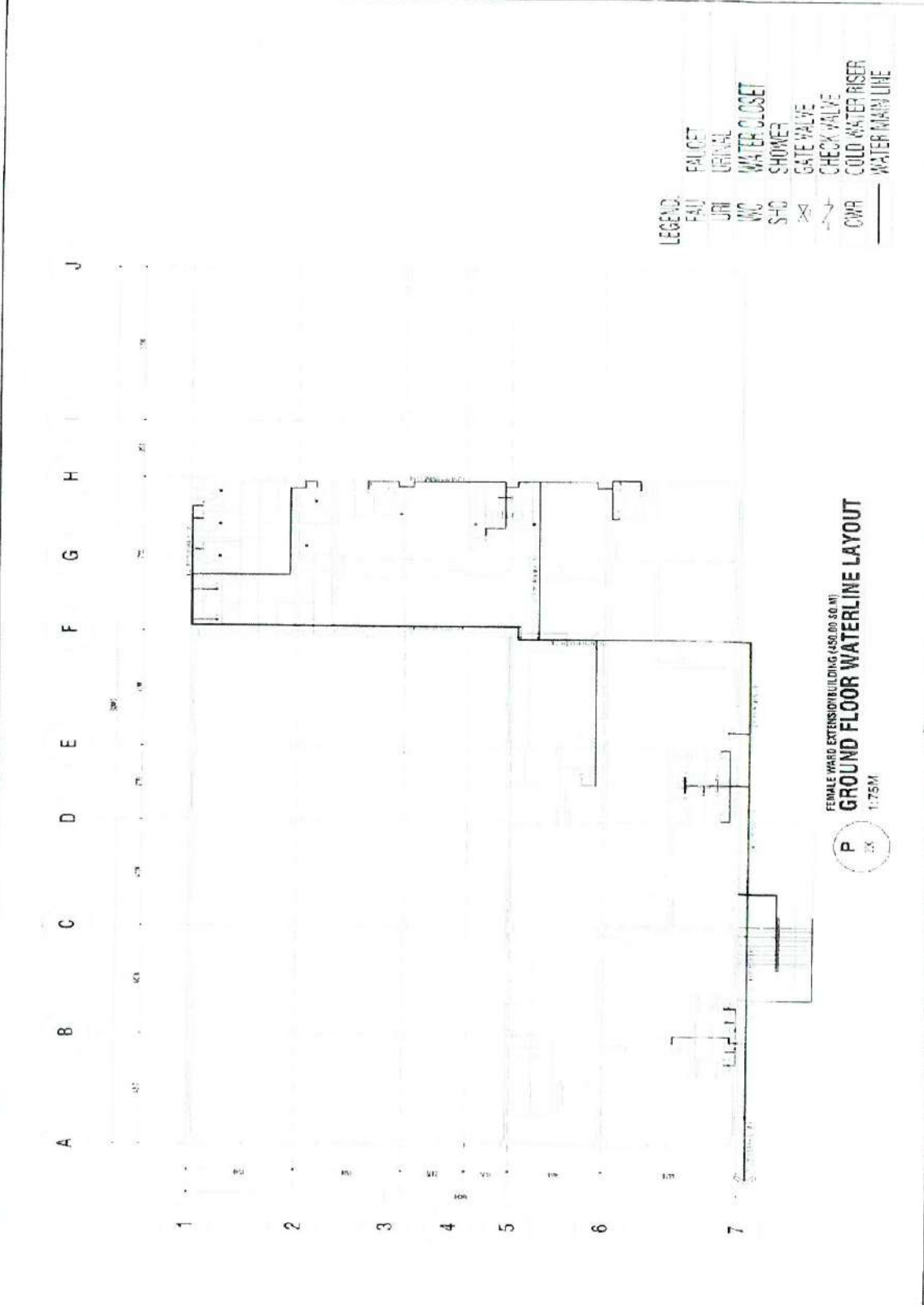
DESIGNED BY: [Signature] DATE: [Signature]

SCALE: AS SHOWN

NCMH-NORTH VAP GENERAL NOTES PLUMBING LEGENDS







- LEGEND:
- FAU FAUCET
  - URI URINAL
  - WC WATER CLOSET
  - SHO SHOWER
  - ⊗ GATE VALVE
  - ⌚ CHECK VALVE
  - CWR COLD WATER RISER
  - WATER MAIN LINE

FEMALE WARD EXTENSION BUILDING (450.00 SQ. M)  
**GROUND FLOOR WATERLINE LAYOUT**  
 P 1:75M



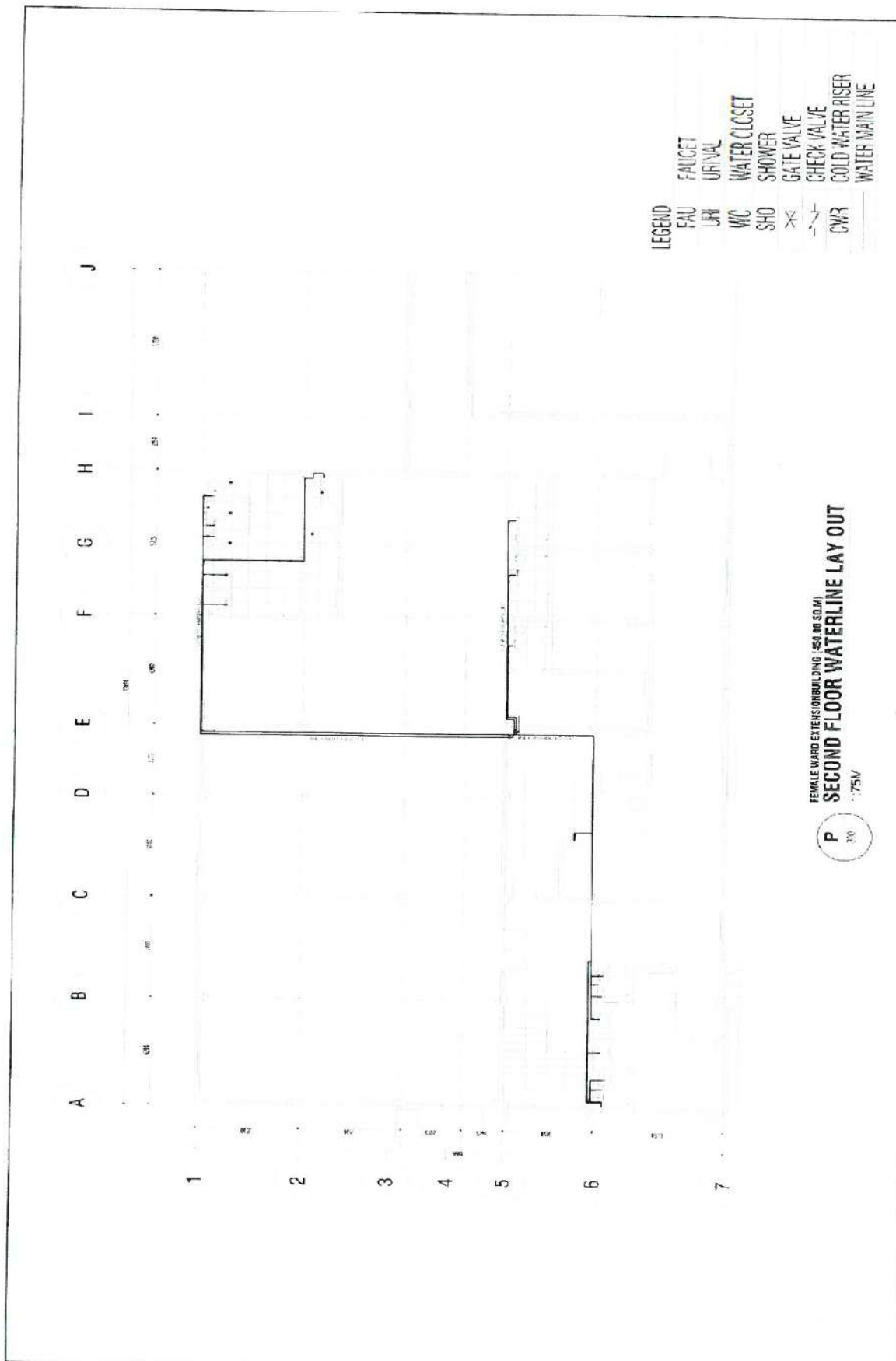
REPUBLIC OF THE PHILIPPINES  
 Department of Health  
**National Center for Mental Health**  
Head Office: Palanca Street, Ermita, Manila 1702

PROJECT NO.: 2017-001-001  
 PROJECT NAME: FEMALE WARD EXTENSION BUILDING  
 PROJECT LOCATION: ERMITA, MANILA  
 PROJECT DATE: 2017

APPROVED BY: *[Signature]*  
 PROJECT MANAGER: *[Signature]*  
 DESIGNER: *[Signature]*  
 DRAWING NO.: P 1:75M



3RD FLOOR - BRIDLE PATH  
 (SEE PLAN FOR LOCATION OF BUILDING)

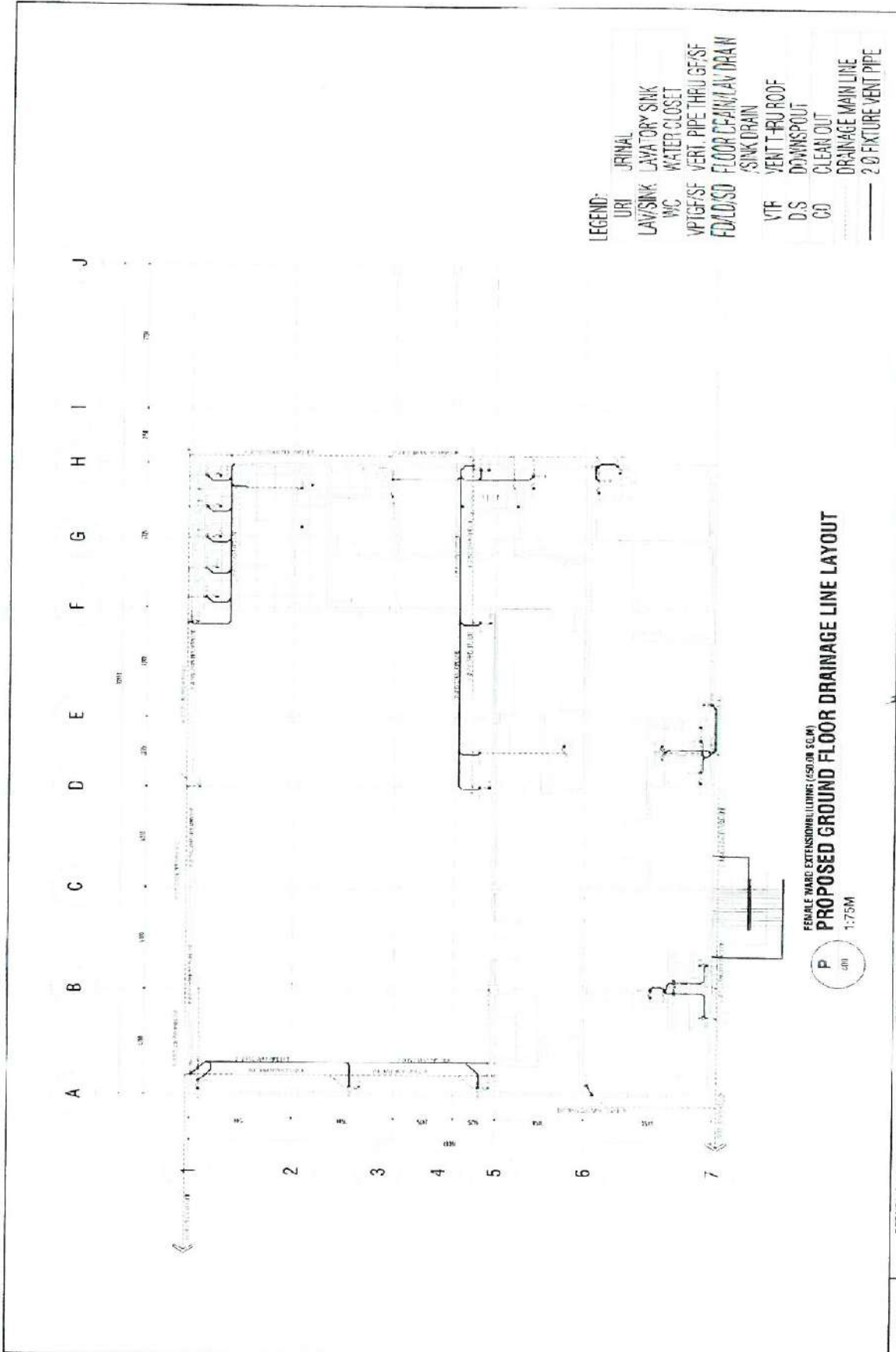


**P** 330 1:75V  
FEMALE WARD EXTENSION BUILDING 454 SQ. SO.M.  
**SECOND FLOOR WATERLINE LAY OUT**



REPUBLIC OF THE PHILIPPINES Department of Health	PLANNING DIVISION SECTION OF PLANNING & DESIGN	APPROVED FOR	DATE	PROJECT NO.	REVISED	DATE	REVISION
<b>National Center for Mental Health</b>	GOVERNMENT ENGINEER	<i>[Signature]</i>	11/21/2017	17-000-00000	17-000-00000		
Makati Ave., Alibon, Marikina City	CONSTRUCTION DIVISION	<i>[Signature]</i>	11/21/2017	17-000-00000	17-000-00000		
	SECTION OF PLANNING & DESIGN	<i>[Signature]</i>	11/21/2017	17-000-00000	17-000-00000		
	SECTION OF PLANNING & DESIGN	<i>[Signature]</i>	11/21/2017	17-000-00000	17-000-00000		
	SECTION OF PLANNING & DESIGN	<i>[Signature]</i>	11/21/2017	17-000-00000	17-000-00000		
	SECTION OF PLANNING & DESIGN	<i>[Signature]</i>	11/21/2017	17-000-00000	17-000-00000		
	SECTION OF PLANNING & DESIGN	<i>[Signature]</i>	11/21/2017	17-000-00000	17-000-00000		
	SECTION OF PLANNING & DESIGN	<i>[Signature]</i>	11/21/2017	17-000-00000	17-000-00000		
	SECTION OF PLANNING & DESIGN	<i>[Signature]</i>	11/21/2017	17-000-00000	17-000-00000		
	SECTION OF PLANNING & DESIGN	<i>[Signature]</i>	11/21/2017	17-000-00000	17-000-00000		

SECOND FLOOR WATERLINE LAY OUT




- LEGEND:**
- URI URINAL
  - LAV/SINK LAVATORY SINK
  - WC WATER CLOSET
  - VPT/GF/SF VERT. PIPE THRU GF/SF
  - FD/LD/SO FLOOR DRAIN/LAV DRAIN / SINK DRAIN
  - VTR VENT THRU ROOF
  - D.S DOWNSPOUT
  - CO CLEAN OUT
  - DRAINAGE MAIN LINE
  - 2 Ø FIXTURE VENT PIPE

**FEMALE WARD EXTENSION BUILDING (AS OF 12/2011)**  
**PROPOSED GROUND FLOOR DRAINAGE LINE LAYOUT**  
 1:7.5M



<p>REPUBLIC OF THE PHILIPPINES Department of Health</p> <p><b>National Center for Mental Health</b> Munoz de Pineda Street, Bantoggy, Marikina City</p>	<p>CONSTRUCTION OF WARD FEMALE BUILDING PHASE I</p>	<p>DESIGNED BY: [Signature]</p> <p>CHECKED BY: [Signature]</p> <p>DATE: 12/20/11</p>	<p>PROPOSED GROUND FLOOR DRAINAGE LINE LAYOUT</p>	
	<p>PROJECT NO.: 11-0000</p> <p>DATE: 12/20/11</p>	<p>DATE: 12/20/11</p>	<p>DATE: 12/20/11</p>	<p>DATE: 12/20/11</p>






P  
 50  
 1:75M  
 FEMALE WARD EXTENSION BUILDING (450.00 SQ.M)  
**PROPOSED SECOND FLOOR DRAINAGE LINE LAYOUT**

**REPUBLIC OF THE PHILIPPINES**  
 Department Of Health  
**National Center for Mental Health**  
New St. Police Station, Bantay, Marikina City

PROJECT TITLE: \_\_\_\_\_  
 PROJECT NUMBER: \_\_\_\_\_  
 CONSTRUCTION OF WARD EXTENSION BUILDING @ 2ND FLOOR  
 PREPARED BY: \_\_\_\_\_  
 CHECKED BY: \_\_\_\_\_  
 APPROVED BY: \_\_\_\_\_  
 DATE: \_\_\_\_\_


PROPOSED SECOND FLOOR DRAINAGE LINE LAYOUT  
 APPROVED: \_\_\_\_\_  
 DATE: \_\_\_\_\_



- LEGEND:**
- URI URINAL
  - LAV/SINK LAVATORY SINK
  - WC WATER CLOSET
  - VPTG/SF VERT. PIPE THROUGH SF
  - VTR VENT THRU ROOF
  - D.S DOWNSPOUT
  - CO CLEAN OUT
  - 2" Ø FIXTURE VENT PIPE
  - SEWER MAIN LINE

FEMALE WARD EXTENSION BUILDING (450 SQ. M)  
**PROPOSED GROUND FLOOR SEWER LINE LAYOUT**  
 1:75M

	<p><b>REPUBLIC OF THE PHILIPPINES</b>          Department of Health</p> <p><b>National Center for Mental Health</b>          1000 G. Palileo Street, Samaligay Village, Mandaluyong City</p>	<p>PROJECT TITLE: <b>CONSTRUCTION OF WARD EXTENSION BUILDING @ PALEON 3</b></p>	<p>DATE: _____</p> <p>PROJECT NO. _____</p> <p>SCALE: _____</p>
<p><b>PROPOSED GROUND FLOOR SEWER LINE LAYOUT</b></p>		<p>DATE: _____</p>	
<p>DESIGNED BY: _____</p> <p>CHECKED BY: _____</p> <p>APPROVED BY: _____</p>		<p>DATE: _____</p>	
<p>PROJECT NO. _____</p>		<p>DATE: _____</p>	




- LEGEND:
- URJ URINAL
  - LWS LAVATORY SINK
  - WC WATER CLOSET
  - VPTGF/SF VENT PIPE THRU GF/SF
  - VTR VENT THRU ROOF
  - DS DOWNSPOUT
  - CO CLEANOUT
  - 2-Ø FIXTURE VENT PIPE
  - SEWER MAIN LINE

FEMALE WARD EXTENSION BUILDING (450.00 SQ M)  
**PROPOSED SECOND FLOOR SEWER LINE LAYOUT**  
 1:75M

P 700

<p>REPUBLIC OF THE PHILIPPINES Department of Health <b>National Center for Mental Health</b> New Alibon Street, Sanagoy Na, Marikina City</p>	<p>PROJECT NO. _____</p> <p>DATE OF ISSUE _____</p> <p>CONSTRUCTION OF WARD EXTENSION BUILDING @ PABUN 3</p>	<p>DESIGNED BY _____</p> <p>CHECKED BY _____</p> <p>APPROVED BY _____</p> <p>DATE OF APPROVAL _____</p>	<p>SCALE: 1:75M</p> <p>DATE OF ISSUE _____</p>	<p>PROJECT NO. _____</p> <p>DATE OF ISSUE _____</p>	<p>DATE OF ISSUE _____</p>	<p>DATE OF ISSUE _____</p>	<p>DATE OF ISSUE _____</p>
	<p>PROJECT NO. _____</p> <p>DATE OF ISSUE _____</p>	<p>PROJECT NO. _____</p> <p>DATE OF ISSUE _____</p>	<p>PROJECT NO. _____</p> <p>DATE OF ISSUE _____</p>	<p>PROJECT NO. _____</p> <p>DATE OF ISSUE _____</p>	<p>PROJECT NO. _____</p> <p>DATE OF ISSUE _____</p>	<p>PROJECT NO. _____</p> <p>DATE OF ISSUE _____</p>	<p>PROJECT NO. _____</p> <p>DATE OF ISSUE _____</p>






LEGEND:  
 AIR CONDITION UNIT  
 ACU DRAIN LINE  
 VPT/GF/SF VERT. PIPE THRU GF/SF

FEMALE WARD EXTENSION BUILDING (453.40 SQ M)  
**GROUND FLOOR ACU DRAIN LINE LAYOUT**  
 P 5/10  
 1:75M

	REPUBLIC OF THE PHILIPPINES Department of Health <b>National Center for Mental Health</b> <small>Nueva de Pinaric Street, Basmogan, Marikina, Mandaluyong City</small>	PROJECT TITLE: FEMALE WARD EXTENSION BUILDING CONSTRUCTION OF WARD EXTENSION (LONG PAVILION)	DRAWN BY: [Signature] CHECKED BY: [Signature] DATE: [Date]	PROJECT NO.: [Number] SHEET NO.: [Number]	SCALE: 1:75M DATE: [Date]	PROJECT NO.: [Number]
	NATIONAL CENTER FOR MENTAL HEALTH PROJECT NO.: [Number]			PROJECT NO.: [Number]		PROJECT NO.: [Number]



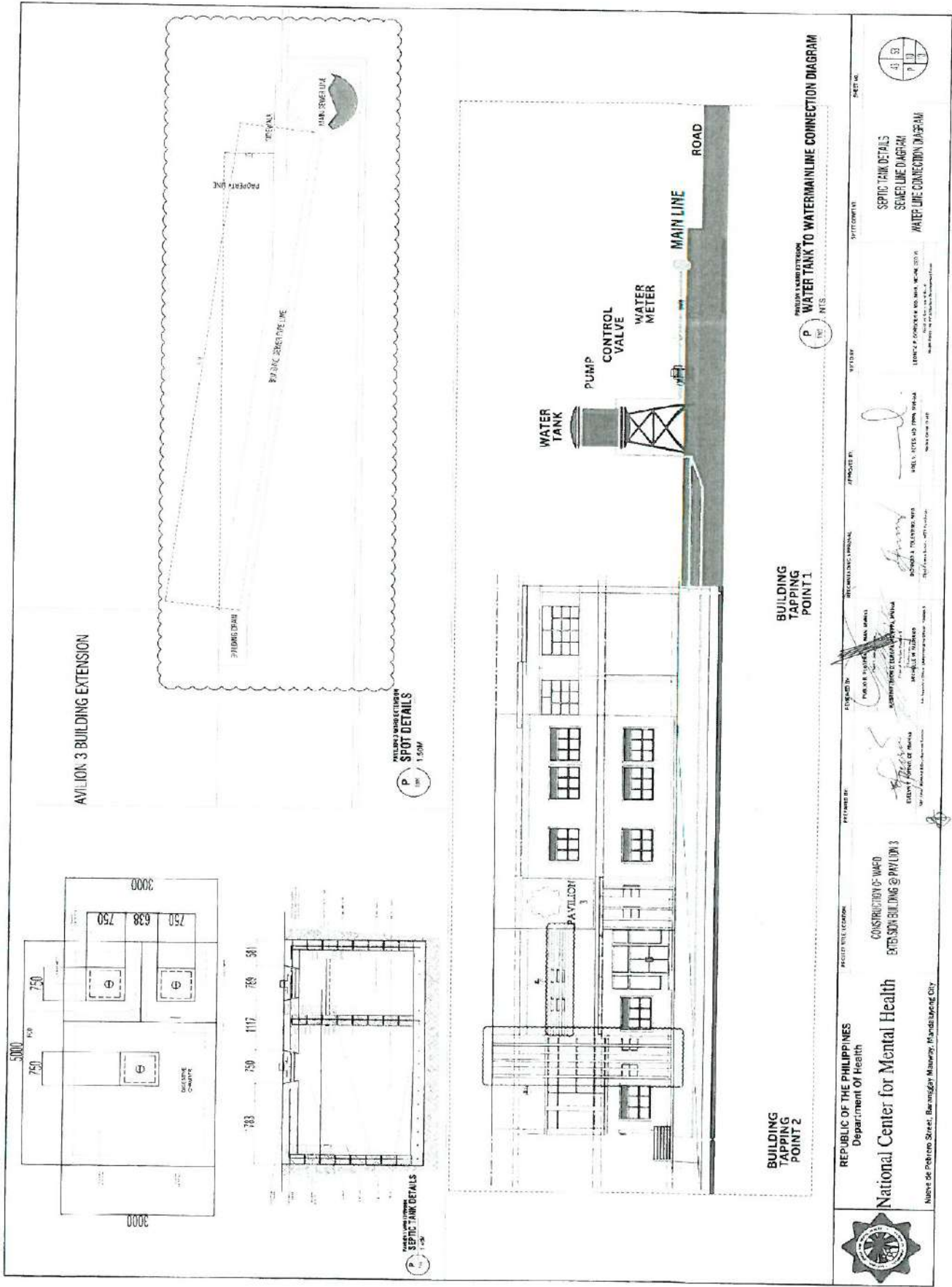
LEGEND:

- AIRCONDITION UNIT
- ACUDRAIN LINE
- VPTG/SF VERT. PIPE THRU GF/SF

FEMALE WARD EXTENSION BUILDING (450.00 SQ.M)  
**SECOND FLOOR ACU DRAIN LINE LAYOUT**  
 1:75M

P 50

	REPUBLIC OF THE PHILIPPINES Department of Health <b>National Center for Mental Health</b> Nunez de Pabero Street, Bantigue, Misamis, Mindanapo City	PROJECT LOCATION CONSTRUCTION OF WARD EXTENSION BUILDING @ PANGLOSS	PREPARED BY  ENGINEER	CHECKED BY  ENGINEER	APPROVED BY  NUALA, REGISTERED ARCHITECT	DATE: 05/05/2018	SHEET NO. 
	PROJECT TITLE: FEMALE WARD EXTENSION BUILDING (450.00 SQ.M) <b>SECOND FLOOR ACU DRAIN LINE LAYOUT</b>			DRAWING NO. 02/18	SCALE 1:75	DATE 05/05/2018	SHEET NO. 02/18



PAVILION 3 BUILDING EXTENSION

PAVILION 3 BUILDING EXTENSION  
SEPTIC TANK DETAILS  
DATE: 1.2016

PAVILION 3 BUILDING EXTENSION  
SEPTIC TANK DETAILS  
DATE: 1.2016

BUILDING TAPPING POINT 2

BUILDING TAPPING POINT 1

PAVILION 3 BUILDING EXTENSION  
WATER TANK TO WATERMAINLINE CONNECTION DIAGRAM  
DATE: 1.2016



REPUBLIC OF THE PHILIPPINES  
Department of Health

National Center for Mental Health

Manila de Pedro Street, Barangay Malibay, Marikina City

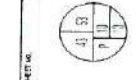
PROJECT LOCATION  
CONSTRUCTION OF WARD  
EXTENSION BUILDING @ PAVILION 3

APPROVED BY:  
FOR THE REGISTERED ARCHITECT  
SUBMITTED TO: [Signature]  
DATE: 1.2016

APPROVED BY:  
REGISTERED ELECTRICAL ENGINEER  
DATE: 1.2016

APPROVED BY:  
REGISTERED CIVIL ENGINEER  
DATE: 1.2016

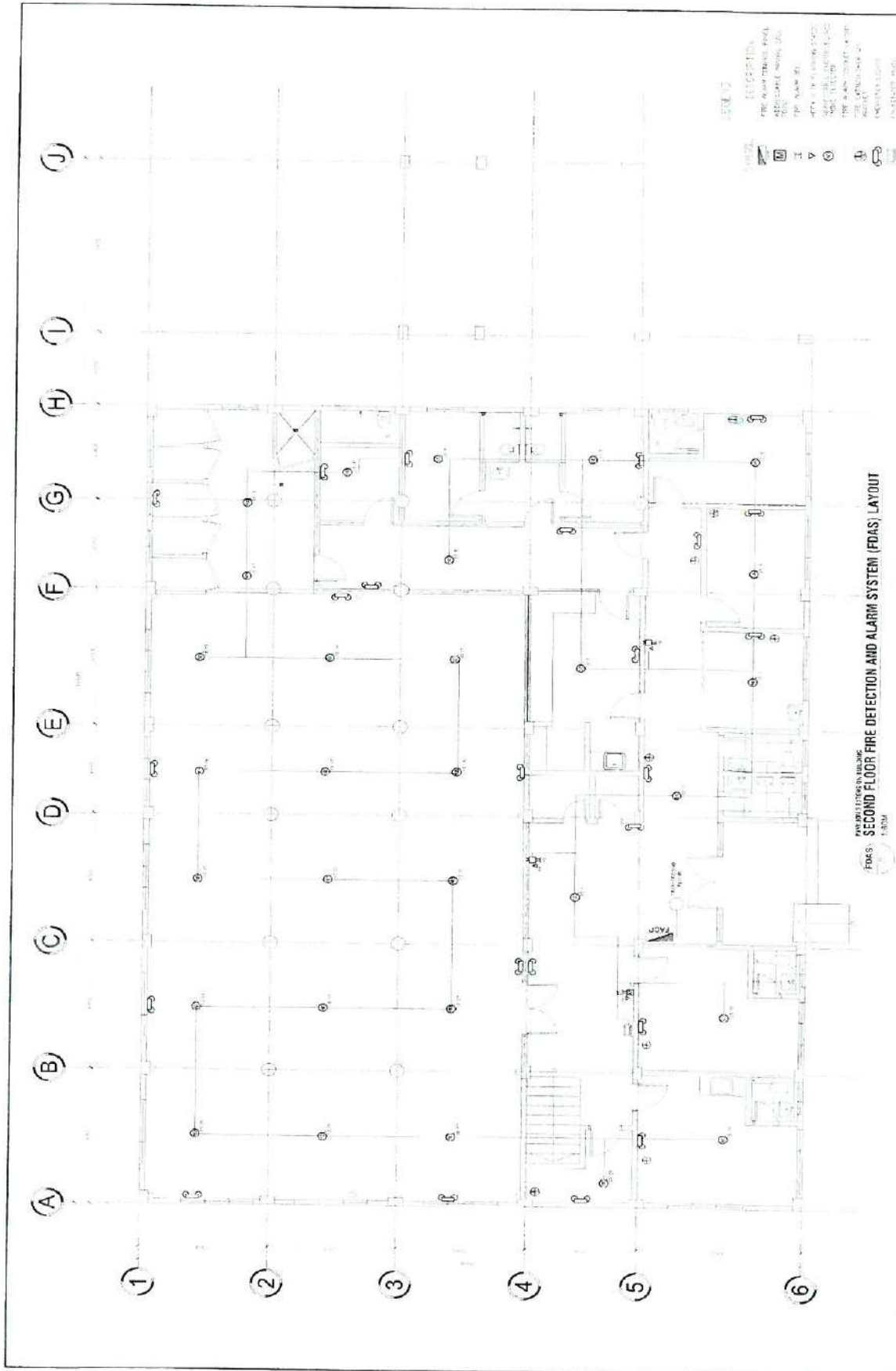
APPROVED BY:  
REGISTERED MECHANICAL ENGINEER  
DATE: 1.2016




SEPTIC TANK DETAILS  
SEWER LINE DIAGRAM  
WATER LINE CONNECTION DIAGRAM



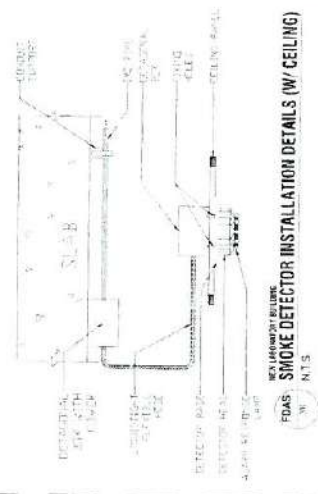




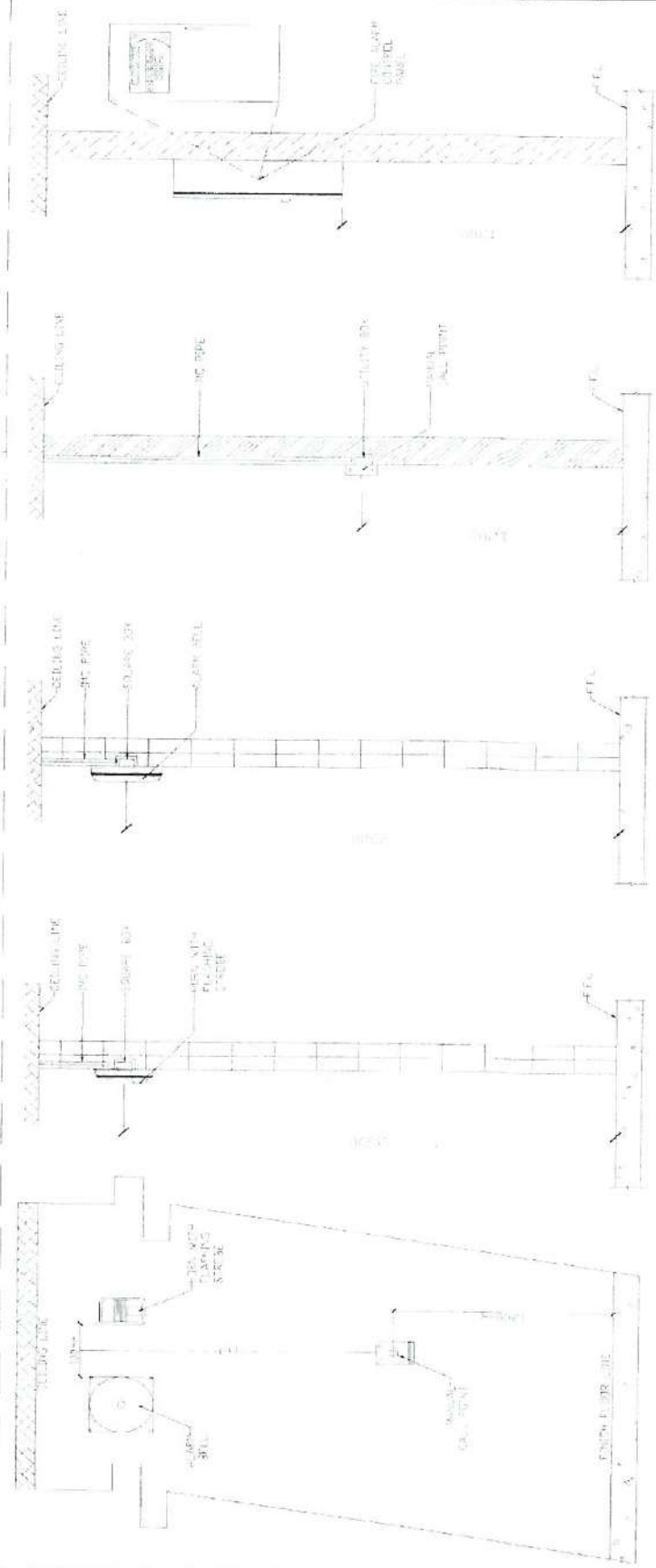
	REPUBLIC OF THE PHILIPPINES Department of Health <b>National Center for Mental Health</b> <small>Home in Palomo Street, Barangay Alabang, Muntinlupa City</small>		PROJECT TITLE: <b>FDAS</b> CONSTRUCTION OF MAED EXTENSION BUILDING @ FAVILUM 3	PREPARED BY: (Signature) PROJECT ENGINEER (Signature) PROJECT SUPERVISOR	CHECKED BY: (Signature) PROJECT SUPERVISOR (Signature) PROJECT SUPERVISOR	APPROVED BY: (Signature) PROJECT SUPERVISOR (Signature) PROJECT SUPERVISOR	DATE: 45 53 12 4
	PROJECT NO.: 123456789 SHEET NO.: 123456789		PROJECT LOCATION: CONSTRUCTION OF MAED EXTENSION BUILDING @ FAVILUM 3 <small>Palomo Street, Barangay Alabang, Muntinlupa City</small>		PROJECT NO.: 123456789 SHEET NO.: 123456789		DATE: 45 53 12 4

# GENERAL NOTES FOR FIRE DETECTION AND ALARM SYSTEM

1. INSTALLATION OF FDAS WILL BE IN ACCORDANCE WITH NFPA 72 & 70 AND LOCAL CODE OF THE PHILIPPINES
2. ALL WIRING WILL BE IN ACCORDANCE WITH FDAS MANUFACTURERS RECOMMENDATION TO PROPERLY CONDUIT THE CIRCUIT CURRENT
  - AWG #15 TF WIRE SIGNALING LINE CIRCUIT
  - AWG #18 TF WIRE 24 VDC AUXILIARY CIRCUIT
3. SMOKE DETECTORS ARE TO BE INSTALLED ACCORDING TO THE RECOMMENDED SPACING AS PER NFPA 72 AND MANUFACTURERS LISTING
4. ALL ALARMS DEVICES IS AT LEAST 15 DBA ABOVE THE AVERAGE AMBIENT SOUND
5. WIRING METHOD WILL BE IN ELECTRICAL METAL TUBING (EMT) AND ALL ELECTRICAL BOX ARE GALVANIZED GA #16 MINIMUM
6. ALL MATERIALS TO BE USED ARE NEW AND WILL BE INSTALLED IN APPLICATION FOR WHICH THEY ARE INVENTED



NEW FABRICATED BELLOWS  
FDAS SMOKE DETECTOR INSTALLATION DETAILS (W/ CEILING)  
W/ N.T.S.



CONSTRUCTION DETAILS OF  
FDAS FIRE DETECTION AND ALARM SYSTEM DEVICES INSTALLATION AND ELEVATION DETAILS  
W/ N.T.S.

<p>REPUBLIC OF THE PHILIPPINES Department of Health <b>National Center for Mental Health</b> Nunce of Paleros Street, Barangay Malabar, Marikina City</p>	<p>APPROVED FOR CONSTRUCTION OF CONSTRUCTION OF 4<sup>TH</sup> FLOOR ENTERANCE BUILDING @ PAN-ON-3</p>	<p>DESIGNED BY DANIEL S. SORIANO DANIEL SORIANO ARCHITECTS INC. 1101 P. DEL ROSARIO, MARICINA CITY, METRO MANILA</p>	<p>CHECKED BY ANGIE B. SORIANO ANGIE B. SORIANO ARCHITECTS INC. 1101 P. DEL ROSARIO, MARICINA CITY, METRO MANILA</p>	<p>APPROVED BY DANIEL SORIANO ARCHITECTS INC. 1101 P. DEL ROSARIO, MARICINA CITY, METRO MANILA</p>	<p>DATE OF ISSUE 11/11/2024</p>	<p>DATE OF REVIEW 11/11/2024</p>	<p>DATE OF APPROVAL 11/11/2024</p>	<p>DATE OF REVIEW 11/11/2024</p>	<p>DATE OF APPROVAL 11/11/2024</p>	<p>DATE OF REVIEW 11/11/2024</p>	<p>DATE OF APPROVAL 11/11/2024</p>
	<p>CONSTRUCTION OF 4<sup>TH</sup> FLOOR ENTERANCE BUILDING @ PAN-ON-3</p>	<p>DESIGNED BY DANIEL SORIANO DANIEL SORIANO ARCHITECTS INC. 1101 P. DEL ROSARIO, MARICINA CITY, METRO MANILA</p>	<p>CHECKED BY ANGIE B. SORIANO ANGIE B. SORIANO ARCHITECTS INC. 1101 P. DEL ROSARIO, MARICINA CITY, METRO MANILA</p>	<p>APPROVED BY DANIEL SORIANO ARCHITECTS INC. 1101 P. DEL ROSARIO, MARICINA CITY, METRO MANILA</p>	<p>DATE OF ISSUE 11/11/2024</p>	<p>DATE OF REVIEW 11/11/2024</p>	<p>DATE OF APPROVAL 11/11/2024</p>	<p>DATE OF REVIEW 11/11/2024</p>	<p>DATE OF APPROVAL 11/11/2024</p>	<p>DATE OF REVIEW 11/11/2024</p>	<p>DATE OF APPROVAL 11/11/2024</p>

4653  
53  
4



# STANDARD SPECIFICATION FOR FIRE ALARM SYSTEM

**1. GENERAL**

1.1. SECTION INCLUDES:

- FIRE ALARM SYSTEM
- FIRE ALARM CONTROL PANEL
- FIRE ALARM NOTIFICATION
- FIRE ALARM DETECTOR
- FIRE ALARM CALL POINT
- FIRE ALARM BELL
- FIRE ALARM SIREN
- FIRE ALARM MEGAPHONE
- FIRE ALARM BATTERY
- FIRE ALARM WIRE
- FIRE ALARM CONDUIT
- FIRE ALARM TERMINAL
- FIRE ALARM LABEL
- FIRE ALARM SIGN
- FIRE ALARM HOUSING
- FIRE ALARM MOUNTING
- FIRE ALARM ACCESSORY
- FIRE ALARM SUPPLY
- FIRE ALARM INSTALLATION
- FIRE ALARM MAINTENANCE
- FIRE ALARM TESTING
- FIRE ALARM RECORDING
- FIRE ALARM REPORTING
- FIRE ALARM TRAINING
- FIRE ALARM DOCUMENTATION
- FIRE ALARM INSPECTION
- FIRE ALARM ACCEPTANCE
- FIRE ALARM COMPLETION

1.2. SUMMARY:

- SYSTEM TYPE: [Specify]
- CONTROL PANEL: [Specify]
- NOTIFICATION: [Specify]
- DETECTOR: [Specify]
- CALL POINT: [Specify]
- BELL: [Specify]
- SIREN: [Specify]
- MEGAPHONE: [Specify]
- BATTERY: [Specify]
- WIRE: [Specify]
- CONDUIT: [Specify]
- TERMINAL: [Specify]
- LABEL: [Specify]
- SIGN: [Specify]
- HOUSING: [Specify]
- MOUNTING: [Specify]
- ACCESSORY: [Specify]
- SUPPLY: [Specify]
- INSTALLATION: [Specify]
- MAINTENANCE: [Specify]
- TESTING: [Specify]
- RECORDING: [Specify]
- REPORTING: [Specify]
- TRAINING: [Specify]
- DOCUMENTATION: [Specify]
- INSPECTION: [Specify]
- ACCEPTANCE: [Specify]
- COMPLETION: [Specify]

1.3. REFERENCES:


- [List relevant standards and codes]

1.4. RELATED SECTIONS:

- [List related sections]

1.5. NOTES:


- [List notes]



	PROJECT TITLE: <b>CONSTRUCTION OF WARD EXTENSION BUILDING @ FALCON 3</b>	PROJECT NO.: <b>[Blank]</b>	PROJECT DATE: <b>[Blank]</b>	PROJECT LOCATION: <b>[Blank]</b>	PROJECT STATUS: <b>[Blank]</b>	PROJECT NO.: <b>4753</b> REV: <b>4</b> DATE: <b>4</b>
	CLIENT: <b>Department of Health</b> <b>National Center for Mental Health</b> No. 60 Paterno Street, Bantigue, Marikina, North District City	PROJECT MANAGER: <b>[Signature]</b> PROJECT ENGINEER: <b>[Signature]</b> PROJECT ARCHITECT: <b>[Signature]</b> PROJECT CONSULTANT: <b>[Signature]</b>	PROJECT NO.: <b>[Blank]</b>	PROJECT DATE: <b>[Blank]</b>	PROJECT LOCATION: <b>[Blank]</b>	PROJECT STATUS: <b>[Blank]</b>

# TECHNICAL SPECIFICATIONS FOR ICT EQUIPMENT - PAVILION 3

REQUIREMENT NO.	REQUIREMENT DESCRIPTION	MARKET FILE NUMBER	PRELIMINARY SPECIAL	APPROVAL	NOTE BY	REMARKS
1.1	Network Switches (S24-100-2400) - 2 units	Must have the ports 10/100/1000 RJ45 (Ethernet) connector	1.1.1. Support multiple interfaces per switch or per port	1.1.2. Support multiple interfaces per switch or per port	1.1.3. Support multiple interfaces per switch or per port	1.1.4. Support multiple interfaces per switch or per port
1.2	Power Distribution Units (PDU) - 2 units	Must have 16 outlets (16A, 15A, 15A) and 2 outlets (15A, 15A) for 16 outlets	1.2.1. Support multiple outlets per unit	1.2.2. Support multiple outlets per unit	1.2.3. Support multiple outlets per unit	1.2.4. Support multiple outlets per unit
1.3	UPS (Uninterruptible Power Supply) - 1 unit	Must have 10 outlets (16A, 15A, 15A) and 2 outlets (15A, 15A) for 16 outlets	1.3.1. Support multiple outlets per unit	1.3.2. Support multiple outlets per unit	1.3.3. Support multiple outlets per unit	1.3.4. Support multiple outlets per unit
1.4	Network Storage (NAS) - 1 unit	Must have 16 outlets (16A, 15A, 15A) and 2 outlets (15A, 15A) for 16 outlets	1.4.1. Support multiple outlets per unit	1.4.2. Support multiple outlets per unit	1.4.3. Support multiple outlets per unit	1.4.4. Support multiple outlets per unit
1.5	Network Switches (S24-100-2400) - 2 units	Must have the ports 10/100/1000 RJ45 (Ethernet) connector	1.5.1. Support multiple interfaces per switch or per port	1.5.2. Support multiple interfaces per switch or per port	1.5.3. Support multiple interfaces per switch or per port	1.5.4. Support multiple interfaces per switch or per port
1.6	Power Distribution Units (PDU) - 2 units	Must have 16 outlets (16A, 15A, 15A) and 2 outlets (15A, 15A) for 16 outlets	1.6.1. Support multiple outlets per unit	1.6.2. Support multiple outlets per unit	1.6.3. Support multiple outlets per unit	1.6.4. Support multiple outlets per unit
1.7	UPS (Uninterruptible Power Supply) - 1 unit	Must have 10 outlets (16A, 15A, 15A) and 2 outlets (15A, 15A) for 16 outlets	1.7.1. Support multiple outlets per unit	1.7.2. Support multiple outlets per unit	1.7.3. Support multiple outlets per unit	1.7.4. Support multiple outlets per unit
1.8	Network Storage (NAS) - 1 unit	Must have 16 outlets (16A, 15A, 15A) and 2 outlets (15A, 15A) for 16 outlets	1.8.1. Support multiple outlets per unit	1.8.2. Support multiple outlets per unit	1.8.3. Support multiple outlets per unit	1.8.4. Support multiple outlets per unit

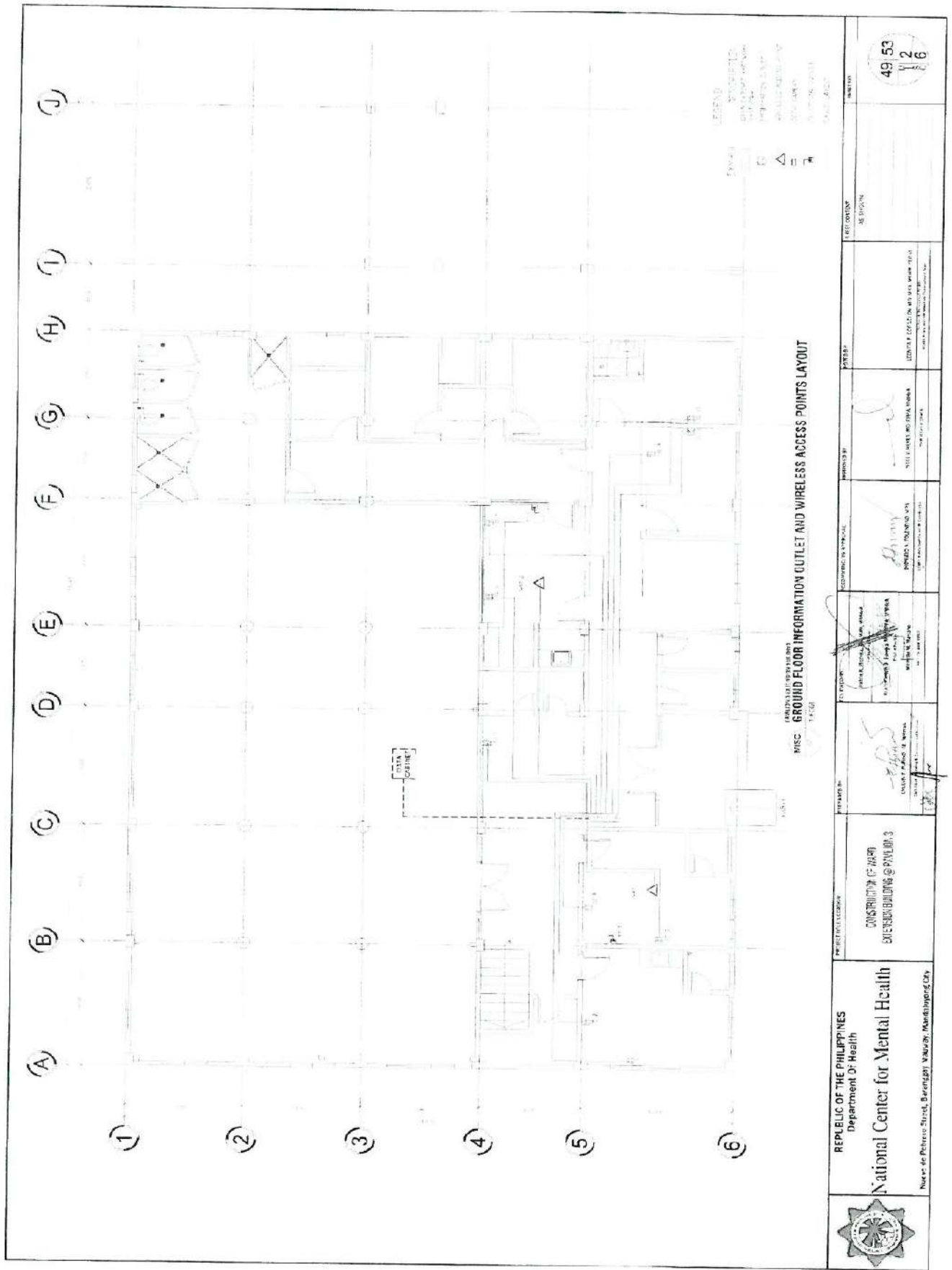


**REPUBLIC OF THE PHILIPPINES**  
Department of Health


**National Center for Mental Health**

Narre de Fabros Street, Baranggay Marikina, Mandaluyong City

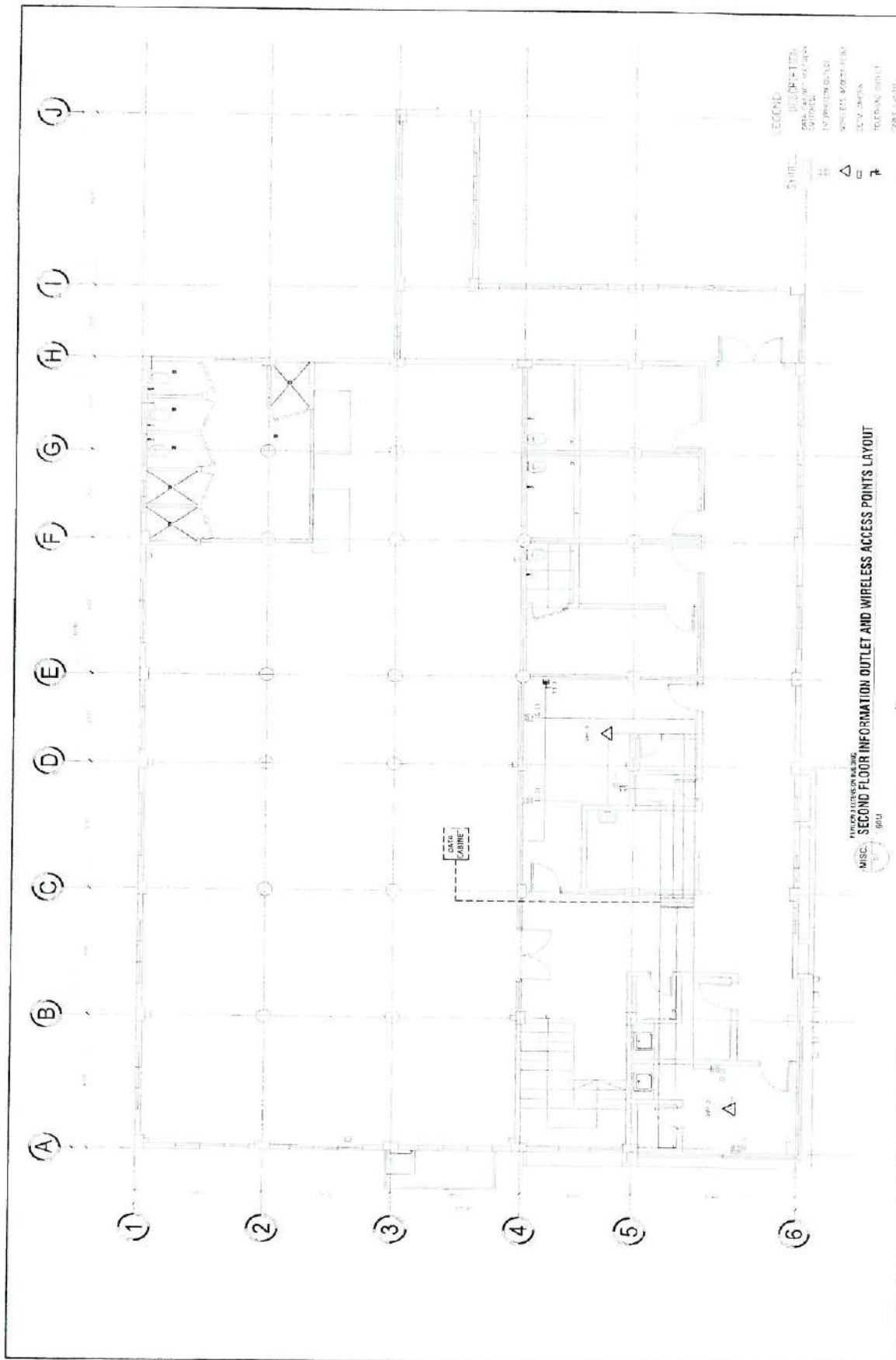
PROJECT FILE NUMBER	PRELIMINARY SPECIAL	APPROVAL	NOTE BY	REMARKS	DATE
CONSTRUCTION OF WARD EXPANSION BUILDING @ PAVILION 3	<i>[Signature]</i> PROJECT MANAGER	<i>[Signature]</i> SUPERVISOR	<i>[Signature]</i> OFFICE IN CHARGE	TECHNICAL SPECIFICATION	48 53 N 1 S 6






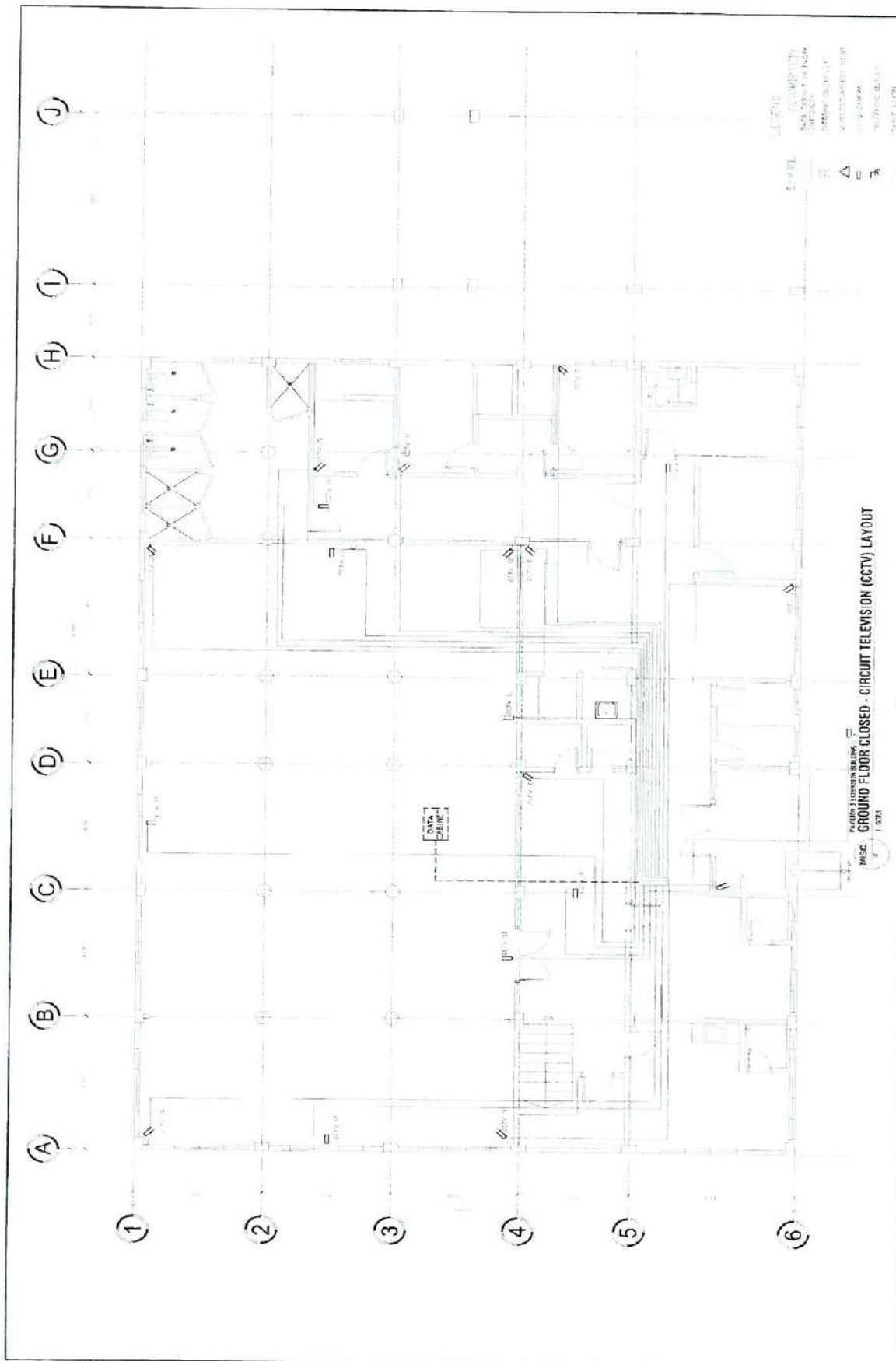
MISC GROUND FLOOR INFORMATION OUTLET AND WIRELESS ACCESS POINTS LAYOUT  
12-2011

	<p>REPUBLIC OF THE PHILIPPINES Department Of Health <b>National Center for Mental Health</b> Nurses de Pedroco Street, Baringay, Marikina, Marikina City</p>	<p>PROJECT LOCATION <b>CONSTRUCTION OF 4th AND 5th FLOOR BUILDINGS @ PAVILION 3</b></p>	<p>DESIGNED BY [Signature]</p>	<p>CHECKED BY [Signature]</p>	<p>APPROVED BY [Signature]</p>	<p>DESIGNED BY [Signature]</p>	<p>DATE OF ISSUE 49.53 2 16</p>	<p>DATE AND BY [Signature]</p>
---	--	---	------------------------------------	-----------------------------------	------------------------------------	------------------------------------	---	------------------------------------

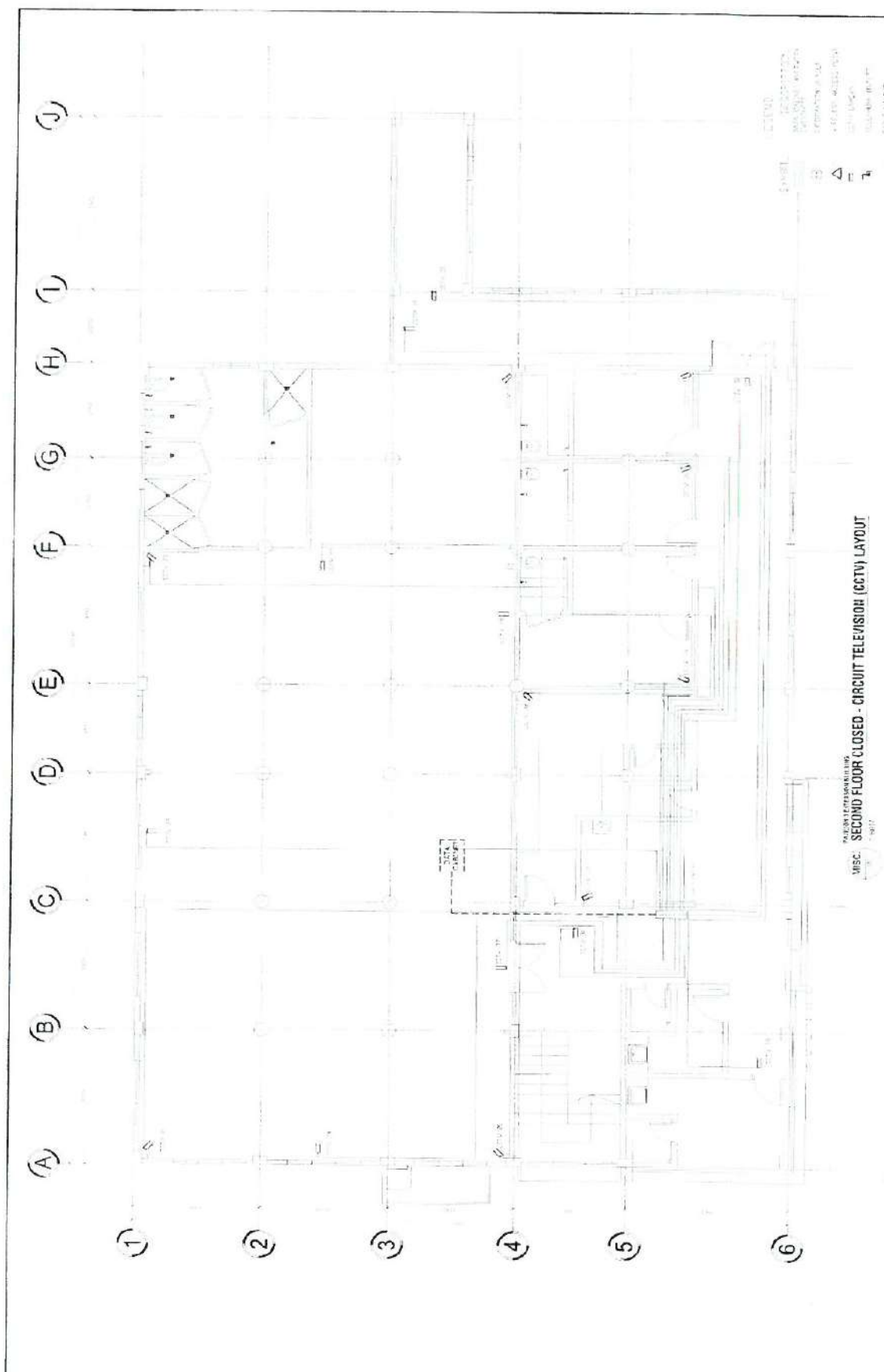




	<b>REPUBLIC OF THE PHILIPPINES</b> Department of Health <b>National Center for Mental Health</b> <small>Nueva de Paderno Street, Balmigosa Maesal, Mandaluyong City</small>	<b>PROJECT TITLE:</b> CONSTRUCTION OF WARD EXTENSION BUILDING @ PAVILION 3	<b>PREPARED BY:</b>  J. S. REYES <small>Senior Project Engineer</small>	<b>APPROVED BY:</b>  J. S. REYES <small>Senior Project Engineer</small>	<b>DATE:</b> 10/11/11	<b>SCALE:</b> AS SHOWN	<b>PROJECT NO.:</b> 50-53 Y 3 1-6
---	--	--	---	--	--------------------------	---------------------------	--



<p>REPUBLIC OF THE PHILIPPINES Department of Health <b>National Center for Mental Health</b> Wiese de Paderna Street, Barangay Marikina, Mandaluyong City</p>	<p>PROJECT TITLE: CONSTRUCTION OF WARD ECHOSON BUILDING @ RAJUN 3</p>	<p>DESIGNED BY: [Signature]</p>	<p>APPROVED BY: [Signature]</p>	<p>DATE: 11/17/20</p>
	<p>PROJECT NO. 11/17/20</p>	<p>DESIGNED BY: [Signature]</p>	<p>APPROVED BY: [Signature]</p>	<p>DATE: 11/17/20</p>
<p>PROJECT NO. 11/17/20</p>	<p>DESIGNED BY: [Signature]</p>	<p>APPROVED BY: [Signature]</p>	<p>DATE: 11/17/20</p>	<p>DATE: 11/17/20</p>
<p>PROJECT NO. 11/17/20</p>	<p>DESIGNED BY: [Signature]</p>	<p>APPROVED BY: [Signature]</p>	<p>DATE: 11/17/20</p>	<p>DATE: 11/17/20</p>




LEGEND  
 CLOSED DOOR  
 OPEN DOOR  
 TELEVISION CAMERA  
 TELEVISION MONITOR  
 TELEVISION CONTROL ROOM  
 TELEVISION RECORDING ROOM  
 TELEVISION STORAGE ROOM  
 TELEVISION WIRE

MISC. SECOND FLOOR CLOSED - CIRCUIT TELEVISION (CCTV) LAYOUT

	<p>REPUBLIC OF THE PHILIPPINES          Department of Health  <b>National Center for Mental Health</b>          Buena Vista, Alabang, Muntinlupa City</p>	<p>PROJECT TITLE:  <b>CONSTRUCTION OF WARD          EXTENSION BUILDING @ CHIVERS</b></p>	<p>PROPOSER:            (NAME OF ARCHITECT OR ENGINEER)          REGISTERED ARCHITECT/ENGINEER</p>	<p>DATE OF ISSUE:            (NAME OF ARCHITECT OR ENGINEER)          REGISTERED ARCHITECT/ENGINEER</p>	<p>DESIGNED BY:            (NAME OF ARCHITECT OR ENGINEER)          REGISTERED ARCHITECT/ENGINEER</p>	<p>CHECKED BY:            (NAME OF ARCHITECT OR ENGINEER)          REGISTERED ARCHITECT/ENGINEER</p>	<p>DATE OF ISSUE:          (DATE)          (NAME OF ARCHITECT OR ENGINEER)          REGISTERED ARCHITECT/ENGINEER</p>	<p>DATE OF ISSUE:          (DATE)          (NAME OF ARCHITECT OR ENGINEER)          REGISTERED ARCHITECT/ENGINEER</p>	<p>DATE OF ISSUE:          (DATE)          (NAME OF ARCHITECT OR ENGINEER)          REGISTERED ARCHITECT/ENGINEER</p>
--	---	--	--	---	---	--	---	---	---

52 53  
 1 5  
 1 6






NO.	LOCATION	DESCRIPTION
01	RECEPTION	RECEPTION
02	RECEPTION	RECEPTION
03	RECEPTION	RECEPTION
04	RECEPTION	RECEPTION
05	RECEPTION	RECEPTION
06	RECEPTION	RECEPTION
07	RECEPTION	RECEPTION
08	RECEPTION	RECEPTION
09	RECEPTION	RECEPTION
10	RECEPTION	RECEPTION

FIGURE 10 & WAP RISER DIAGRAM AND SUMMARY OF LOCATIONS

FIGURE 11 GROUND FLOOR RISER STATION



GROUND FLOOR

FIGURE 12 SECOND FLOOR RISER STATION



SECOND FLOOR

NO.	LOCAL IDN.
CCTV 1	RECEPTION
CCTV 2	RECEPTION
CCTV 3	RECEPTION
CCTV 4	RECEPTION
CCTV 5	RECEPTION
CCTV 6	RECEPTION
CCTV 7	RECEPTION
CCTV 8	RECEPTION
CCTV 9	RECEPTION
CCTV 10	RECEPTION
CCTV 11	RECEPTION
CCTV 12	RECEPTION
CCTV 13	RECEPTION
CCTV 14	RECEPTION
CCTV 15	RECEPTION
CCTV 16	RECEPTION
CCTV 17	RECEPTION
CCTV 18	RECEPTION
CCTV 19	RECEPTION
CCTV 20	RECEPTION
CCTV 21	RECEPTION
CCTV 22	RECEPTION
CCTV 23	RECEPTION
CCTV 24	RECEPTION
CCTV 25	RECEPTION
CCTV 26	RECEPTION
CCTV 27	RECEPTION
CCTV 28	RECEPTION
CCTV 29	RECEPTION
CCTV 30	RECEPTION



REPUBLIC OF THE PHILIPPINES  
Department of Health  
**National Center for Mental Health**  
Noreto Pedro St., Barangay Marawit, Mandaluyong City

CONSTRUCTION OF WAP-20  
EXTENSION BUILDING @ PARKLINA 3

DESIGNED BY: [Signature]  
CHECKED BY: [Signature]  
APPROVED BY: [Signature]

DATE: [Date]

PROJECT NO. [Number]

53 53  
M 6  
L 6