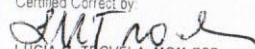



**SUMMARY REPORT OF DISBURSEMENTS**  
 For the Quarter Ending December 31, CY 2013  
 In Pesos

Department: HEALTH  
 Agency/Operating Unit: NATIONAL CENTER FOR MENTAL HEALTH  
 Region/Province/City: MANDALUYONG CITY, NCR  
 Func: 101

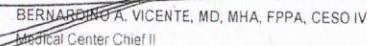
PARTICULARS	CURRENT YEAR BUDGET				PRIOR YEAR'S BUDGET			PRIOR YEAR'S OBLIGATION				SUB-TOTAL (5)=2+3+4	TRUST LIABILITIES					GRAND TOTAL							
	PS	MOOE	CO	TOTAL	PS	MOOE	CO	TOTAL	PS	MOOE	CO		TOTAL	PS	MOOE	CO	TOTAL	Others	PS	MOOE	CO	TOTAL			
<b>FIRST QUARTER</b>																									
Notice of Cash Allocation				182,808,000.00								2,550,053.00													
MDS Checks Issued	106,509,876.92	49,936,653.87	3,122,523.43	159,569,054.16																					
Advice to Debit Account																									
Tax Remittance Issued	4,496,854.75	1,183,789.07		5,680,643.82					1,800,592.36	706,085.18		1,800,592.36										19,824.84			
Cash Disbursement Ceiling																									
Non-Cash Availment Authority																									
<b>TOTAL</b>	<b>111,008,531.67</b>	<b>51,120,622.88</b>	<b>3,122,523.43</b>	<b>165,251,677.98</b>					<b>1,272,513.10</b>	<b>2,506,677.54</b>		<b>3,779,190.64</b>	<b>169,030,868.52</b>				<b>19,824.84</b>				<b>19,824.84</b>				
<b>SECOND QUARTER</b>																									
Notice of Cash Allocation				215,750,014.00								215,750,014.00													
MDS Checks Issued	144,538,417.62	57,849,713.02	12,515,687.66	214,903,818.30					134,526.22	428,549.80	273,930.51	837,006.53										310,727.24	358,494.50		1,823,241.00
Advice to Debit Account																									689,221.74
Tax Remittance Issued	6,707,699.14	2,992,702.38		11,700,401.52								11,700,401.52													
Cash Disbursement Ceiling																									
Non-Cash Availment Authority																									
<b>TOTAL</b>	<b>153,246,116.76</b>	<b>80,842,415.40</b>	<b>12,515,687.66</b>	<b>226,604,219.82</b>					<b>134,526.22</b>	<b>428,549.80</b>	<b>273,930.51</b>	<b>837,006.53</b>	<b>227,441,226.35</b>	<b>310,727.24</b>	<b>358,494.50</b>	<b>689,221.74</b>					<b>153,691,370.22</b>	<b>61,629,459.70</b>	<b>12,789,618.17</b>	<b>228,110,448.09</b>	
<b>THIRD QUARTER</b>																									
Notice of Cash Allocation				182,034,788.61								182,034,788.61													
MDS Checks Issued	111,936,798.92	53,679,893.19	5,133,326.87	170,750,018.98																					931,504.00
Advice to Debit Account																									120,804.58
Tax Remittance Issued	7,837,823.02	3,033,567.18		10,871,390.20								10,871,390.20													120,804.58
Cash Disbursement Ceiling																									
Non-Cash Availment Authority																									
<b>TOTAL</b>	<b>119,774,621.94</b>	<b>56,713,460.37</b>	<b>5,133,326.87</b>	<b>181,621,409.18</b>									<b>181,621,409.18</b>		<b>120,804.58</b>	<b>120,804.58</b>					<b>119,774,621.94</b>	<b>56,834,264.95</b>	<b>5,133,326.87</b>	<b>181,742,213.76</b>	
<b>FOURTH QUARTER</b>																									
Notice of Cash Allocation				227,688,823.56								227,688,823.56													
MDS Checks Issued	176,070,645.28	45,304,213.67	5,963,111.84	227,337,970.79					12,169.68			12,169.68										512,518.02	510,068.39		405,246.00
Advice to Debit Account																									1,022,586.41
Tax Remittance Issued	9,650,024.04	1,513,272.16		11,163,296.20								11,163,296.20													
Cash Disbursement Ceiling																									
Non-Cash Availment Authority																									
<b>TOTAL</b>	<b>185,720,669.32</b>	<b>46,817,485.83</b>	<b>5,963,111.84</b>	<b>238,501,266.99</b>					<b>12,169.68</b>			<b>12,169.68</b>	<b>238,513,436.67</b>	<b>512,518.02</b>	<b>510,068.39</b>	<b>1,022,586.41</b>					<b>186,245,357.02</b>	<b>47,327,554.22</b>	<b>5,963,111.84</b>	<b>239,536,023.08</b>	
<b>GRAND TOTAL</b>	<b>569,749,939.69</b>	<b>215,493,984.48</b>	<b>26,734,649.80</b>	<b>811,978,573.97</b>					<b>1,419,209.00</b>	<b>2,935,227.34</b>	<b>273,930.51</b>	<b>4,628,366.85</b>	<b>816,606,940.82</b>	<b>823,245.26</b>	<b>1,009,192.31</b>	<b>1,832,437.57</b>					<b>571,992,393.95</b>	<b>219,438,404.13</b>	<b>27,008,580.31</b>	<b>818,439,378.39</b>	

Certified Correct by  
  
 LUCIA M. TROVELA, MGM-ESP  
 Chief, Budget Section  
 Date:

227,350,140.47  
 227,350,140.47

Certified Correct by  
  
 DULCE E. VALERIO, CPA, MPA  
 Chief, Accounting Section  
 Date:

Approved by:

  
 BERNARDINO A. VICENTE, MD, MHA, FPPA, CESO IV  
 Medical Center Chief II  
 Date: